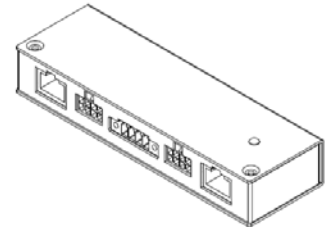


SMARTLOCK QUICK SETUP GUIDE

MODEL NUMBER: DX2-DH2C2

COMPATIBILITY: PX3, PX3TS



SmartLock with DX2-DH2C2


Raritan's SmartLock is an electronic door access and control system for all types of data center enclosures.

Supported Components

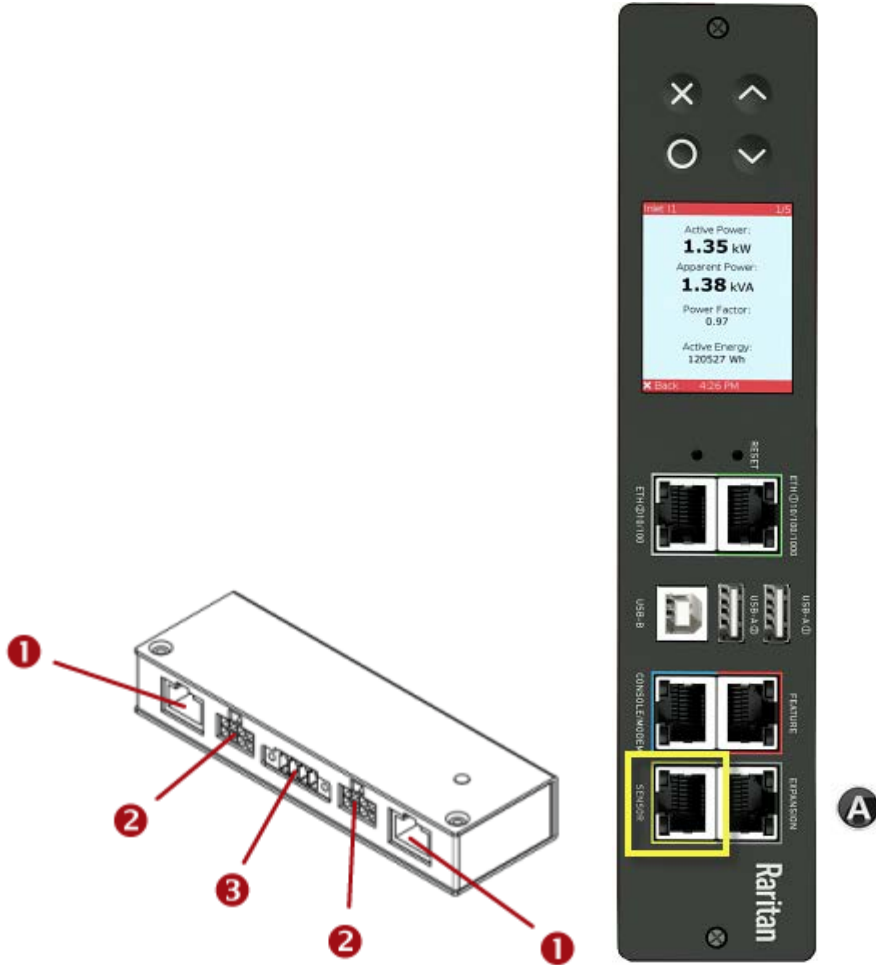
DX2-DH2C2 door handle controller supports the following components:

- PDU: PX3 or PX3TS series
- Xerus 3.4.0 and up
- Door handles:
 - Emka Agent E
 - Emka 1150-U5x
 - Southco H3-EM-67-100 with integrated card reader: supports MIFARE Classic, MF DESFire, HID iClass cards, up to 7 bytes UID
 - Southco H3-EM-66-100 with integrated card reader: supports MIFARE Classic, MF DESFire cards

Restrictions for DX2-DH2C2

- Max. of 1 DX2-DH2C2 with up to 2 electronic door handles per PX3 Sensor port
- Max. cable length PDU to DX2-DH2C2: 5m
- Max. cable length DX2-DH2C2 to door handle: 4m
- No support for hot-plugging door handles. Door handle must not be plugged or unplugged from DX2-DH2C2 while contacts are powered.  Risk of equipment damage.

DX2-DH2C2 Installation with PX3



<p>1</p>	<p>SENSOR I/O RJ-45 ports</p> <p>Connect to PX3 or PX3TS Sensor Port: A</p>
<p>2</p>	<p>DOOR HANDLE 1 - DOOR HANDLE 2 Electronic door handle ports</p> <p>Use wiring provided with your door handles. Connect the 8-pin connector end to the door handle port.</p>
<p>3</p>	<p>CONTACT CLOSURE Contact closure sensor channels</p> <p>CC sensors and wiring not included. Connect CC sensors according to their instructions.</p>



Next Steps

Login to your PX PDU to use door handle features in the web interface, or access using CLI.

More Info

Raritan Product Support:

<https://www.raritan.com/support/product/px3>