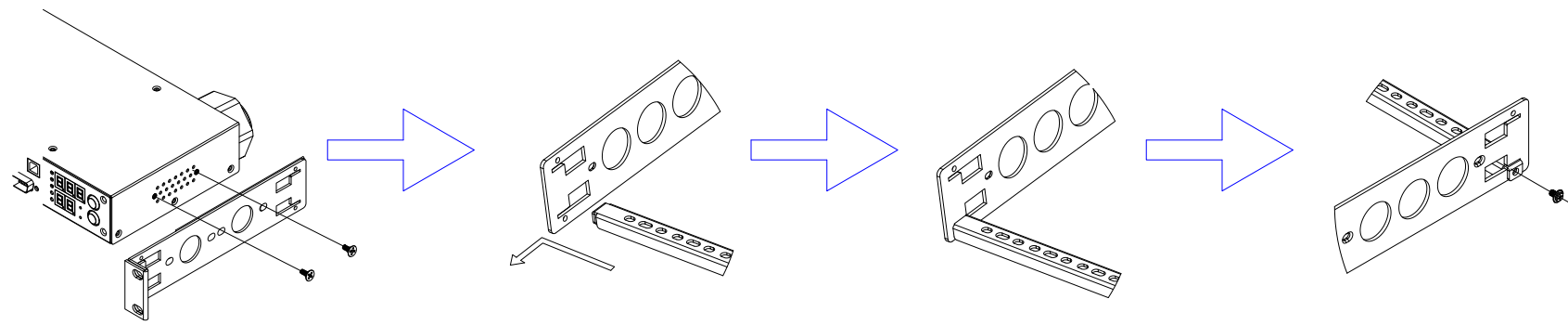
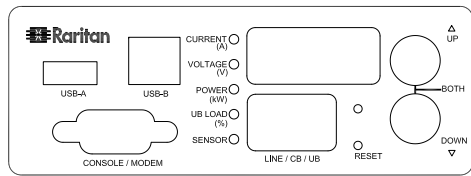
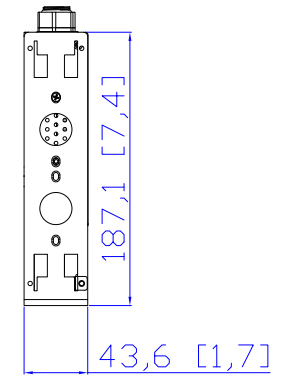


NEMA 6-20P

VIEW A



VIEW C

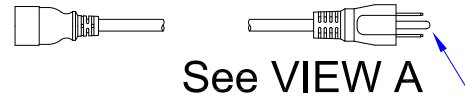


VIEW B

Rear

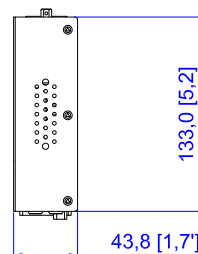
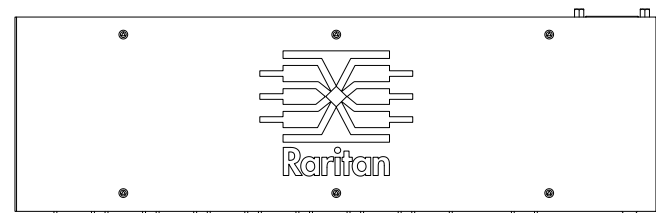


IEC 320 C19 NEMA 6-20P



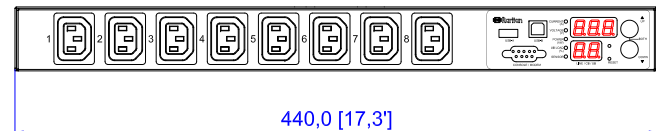
See VIEW A

TOP



See VIEW C

Front



440,0 [17,3]

See VIEW B

NOTES:
ALL DIMENSIONS ARE MILLIMETERS[INCHES].



PROJECTION
THIRD ANGLE

DO NOT SCALE DRAWING

SHEET 1 OF 1

THIS DRAWING AND SPECIFICATIONS HEREIN ARE THE PROPERTY OF RARITAN, INC. AND SHALL NOT BE COPIED, REPRODUCED OR USED, IN WHOLE OR IN PART, AS THE BASIS FOR THE MANUFACTURE OR SALE OF ITEMS WITHOUT WRITTEN PERMISSION FROM RARITAN, INC. THIS DRAWING IS BASED UPON LATEST AVAILABLE INFORMATION AND IS SUBJECT TO CHANGE WITHOUT NOTICE.

TITLE: iPDU One U,
Single Phase, 16A/200-240V
Input: NEMA 6-20P ,
Output (8)IEC320 C13

DWG NO.

MPX2-1176R

REV.

A

DRAWN : Eva LIN Aug. 11,2010
ENGINEER: Sam Aug. 11,2010
APPROVED: Kevin_C Aug. 11,2010