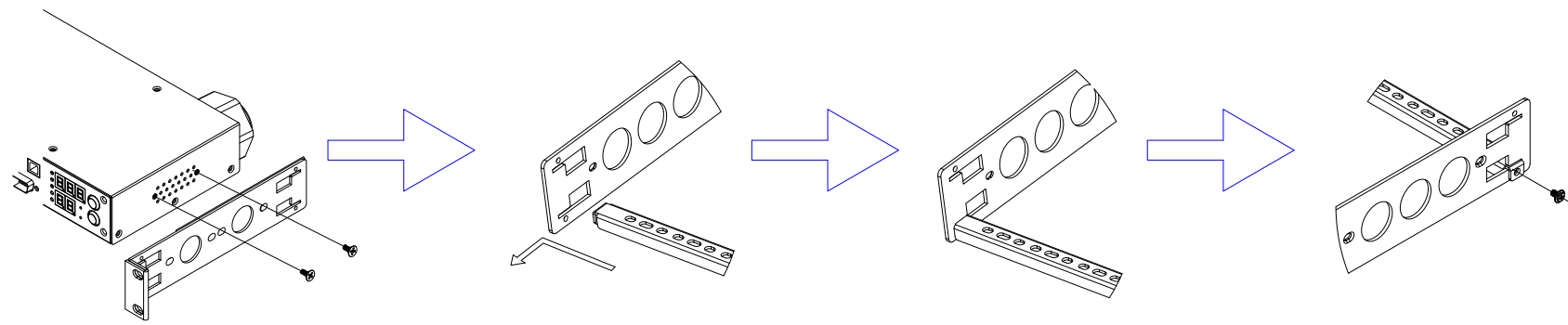
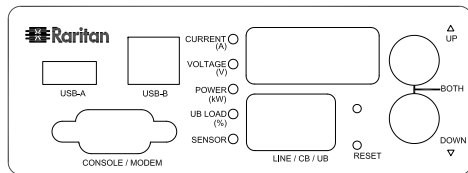
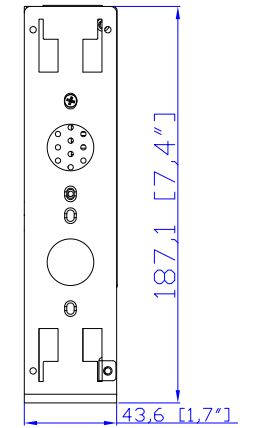


IEC 320 C20

VIEW A



VIEW B

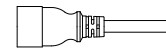


VIEW C

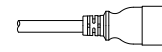
Rear



IEC 320 C20

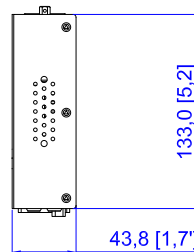
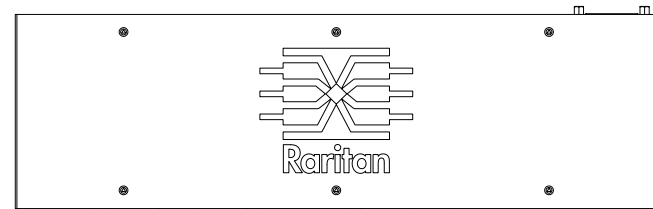


IEC 320 C19



See VIEW A

TOP



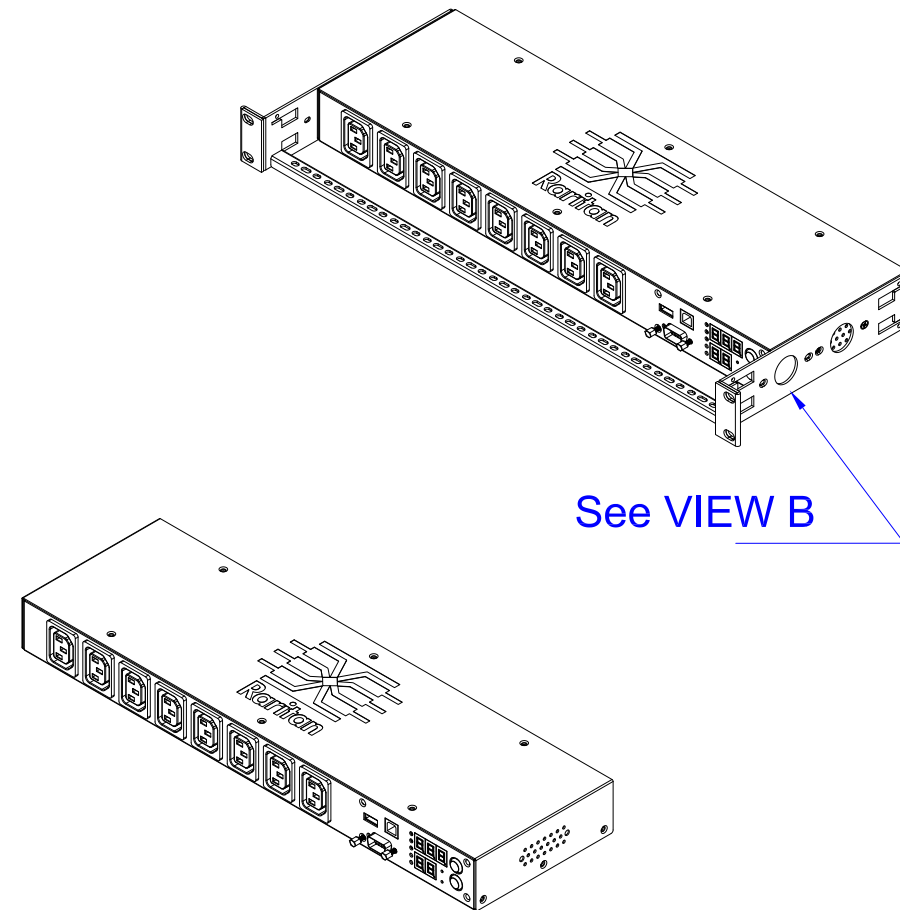
See VIEW B

Front



440,0 [17,3]

See VIEW C



NOTES:
ALL DIMENSIONS ARE MILLMETERS[INCHES].



PROJECTION
THIRD ANGLE

DO NOT SCALE DRAWING

SHEET 1 OF 1

THIS DRAWING AND SPECIFICATIONS HEREIN ARE THE PROPERTY OF RARITAN, INC. AND SHALL NOT BE COPIED, REPRODUCED OR USED, IN WHOLE OR IN PART, AS THE BASIS FOR THE MANUFACTURE OR SALE OF ITEMS WITHOUT WRITTEN PERMISSION FROM RARITAN, INC. THIS DRAWING IS BASED UPON LATEST AVAILABLE INFORMATION AND IS SUBJECT TO CHANGE WITHOUT NOTICE.

DRAWN : Eva Lin May 25,2010
ENGINEER: Sam May 25,2010
APPROVED: Kevin_C May 25,2010

TITLE: iPDU One U,
Single Phase, 16A/100-240V
Input: IEC320 C20 ,
Output (8)IEC320 C13

DWG NO. **MPX2-1190CR** REV. **A**