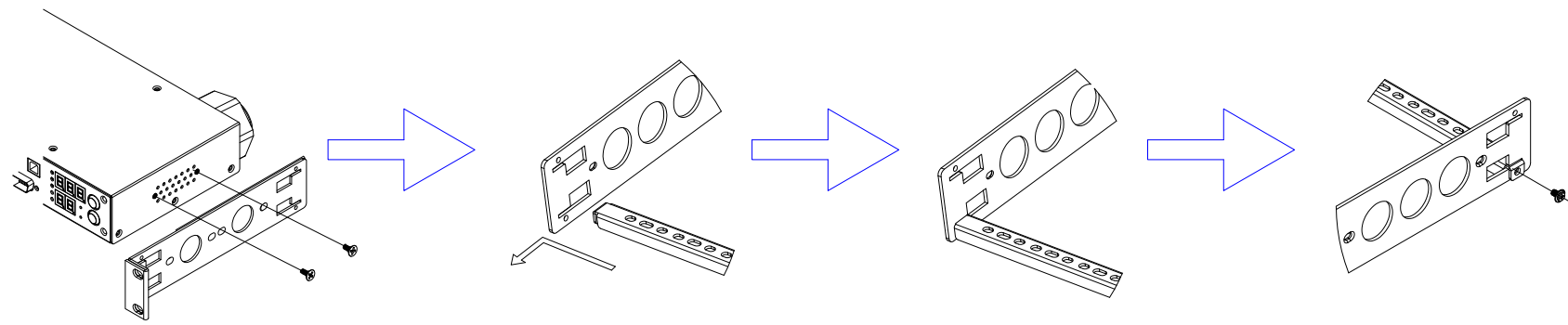
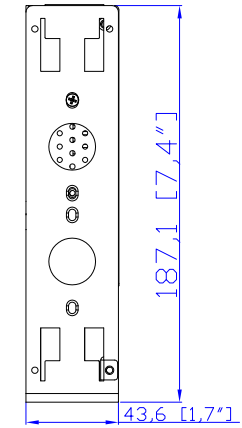


IEC60309 16A

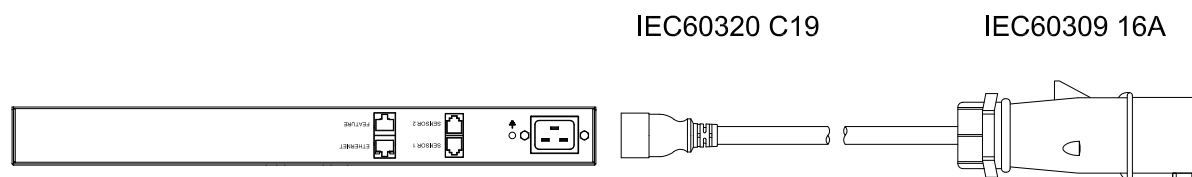
VIEW A



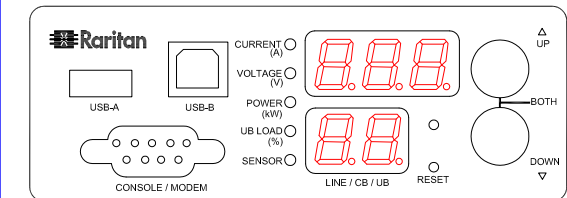
VIEW B



Rear

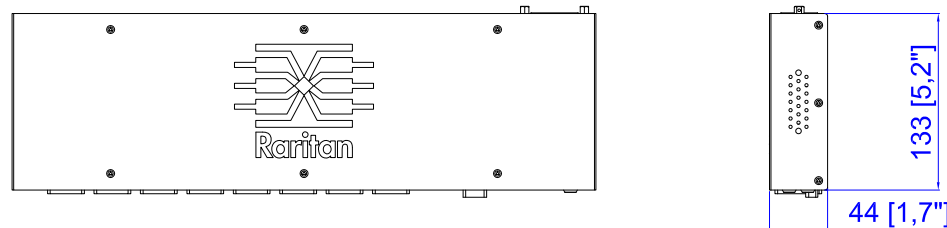


See VIEW A

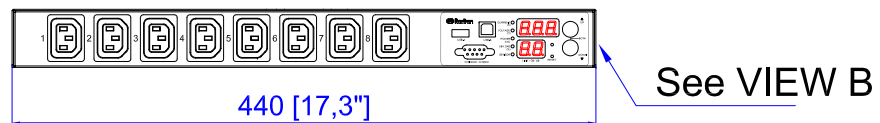


VIEW C

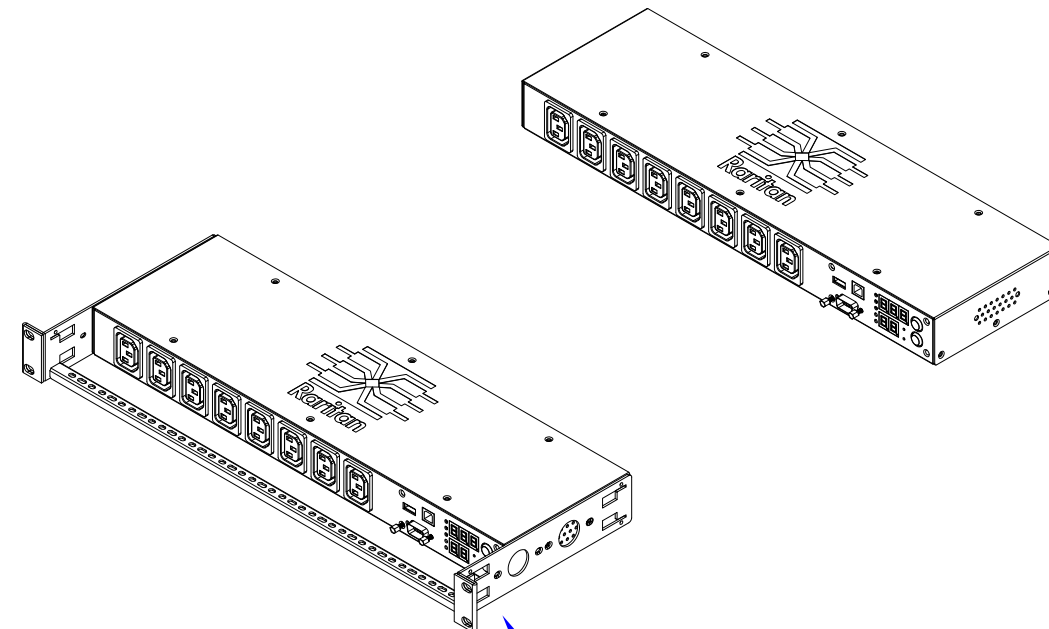
TOP



Front



See VIEW B



See VIEW C

NOTES:  
1. ALL DIMENSIONS ARE MILLIMETERS [INCHES].



Drawing Maker: Eva LIN June 01, 2015  
Approver: Tom\_H June 01, 2015

PROJECTION  
THIRD ANGLE

DO NOT SCALE DRAWING  
SHEET 1 OF 1

THIS DRAWING AND SPECIFICATIONS HEREIN ARE THE PROPERTY OF RARITAN, INC. AND SHALL NOT BE COPIED, REPRODUCED OR USED, IN WHOLE OR IN PART, AS THE BASIS FOR THE MANUFACTURE OR SALE OF ITEMS WITHOUT WRITTEN PERMISSION FROM RARITAN, INC. THIS DRAWING IS BASED UPON LATEST AVAILABLE INFORMATION AND IS SUBJECT TO CHANGE WITHOUT NOTICE.

TITLE: iPDU One U  
Single Phase, 16A/200-240V  
Inlet Type: IEC60320 C20  
Plug Type IEC60309 16A  
Outlet Type: (8)IEC320 C13

DWG NO. **MPX2-1190R**

REV. **0A**