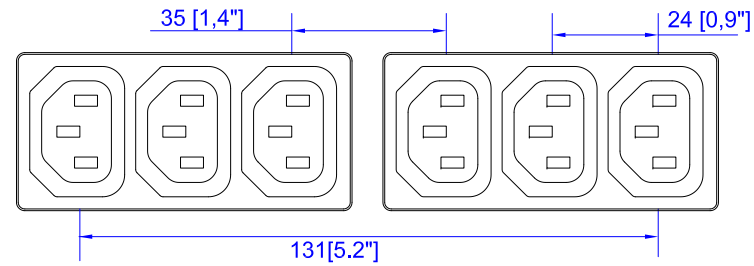
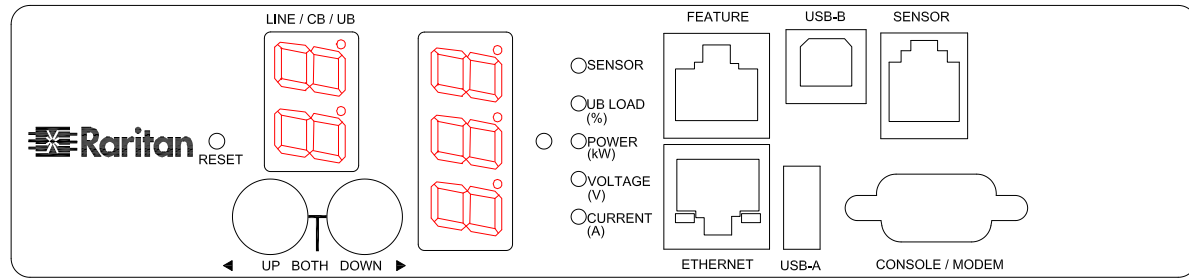


NEMA 6-20P

VIEW A



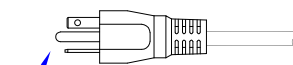
VIEW B



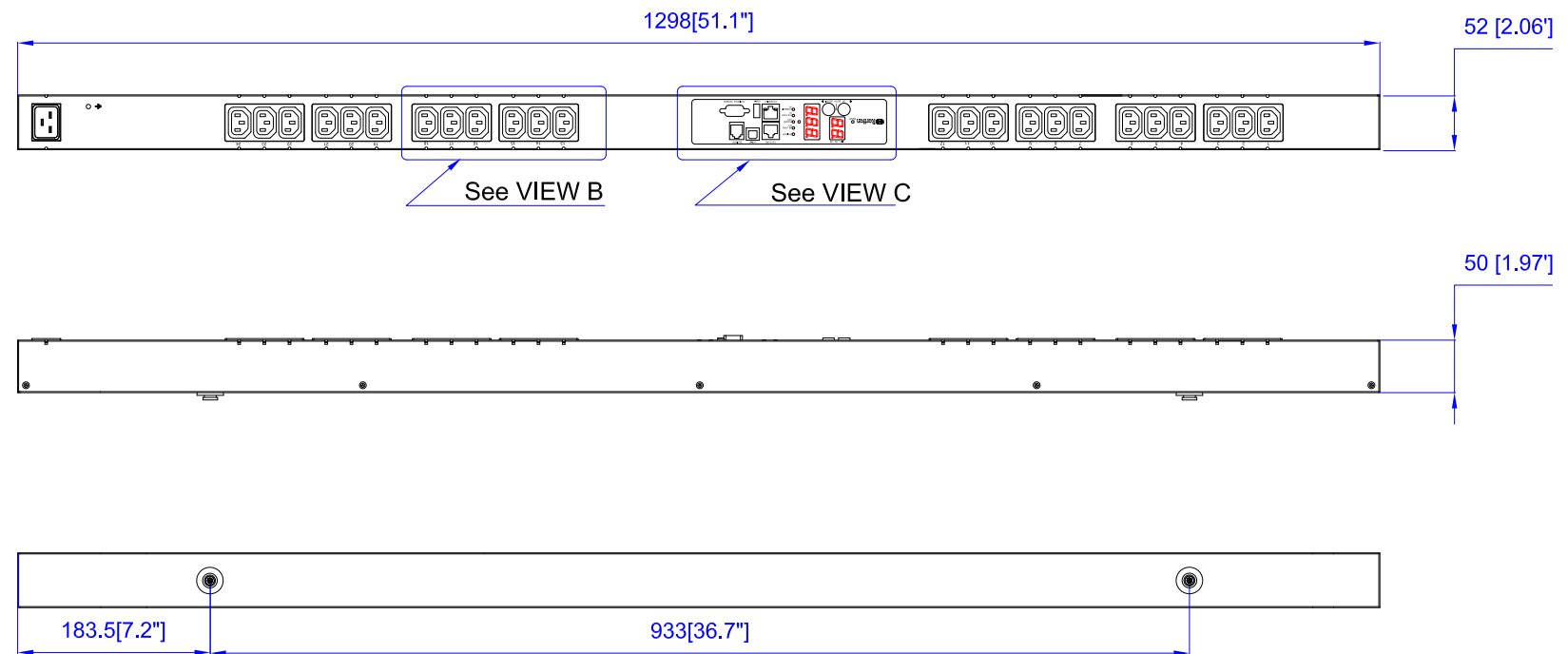
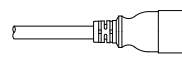
VIEW C

NEMA 6-20P

IEC320 C19



See VIEW A



NOTES:
ALL DIMENSIONS ARE MILLIMETERS[INCHES].



DRAWN : EVA Lin Jun 21, 2010
ENGINEER: Kevin_L Jun 21, 2010
APPROVED: Kevin_C Jun 21, 2010



DO NOT SCALE DRAWING

SHEET 1 OF 1

THIS DRAWING AND SPECIFICATIONS HEREIN ARE THE PROPERTY OF RARITAN, INC. AND SHALL NOT BE COPIED, REPRODUCED OR USED, IN WHOLE OR IN PART, AS THE BASIS FOR THE MANUFACTURE OR SALE OF ITEMS WITHOUT WRITTEN PERMISSION FROM RARITAN, INC. THIS DRAWING IS BASED UPON LATEST AVAILABLE INFORMATION AND IS SUBJECT TO CHANGE WITHOUT NOTICE.

TITLE: iPDU Zero U,
Single Phase, 16A/200-240V,
Input: NEMA 6-20P
Output: (24)IEC320 C13

DWG NO. **MPX2-1480**

REV. **A**