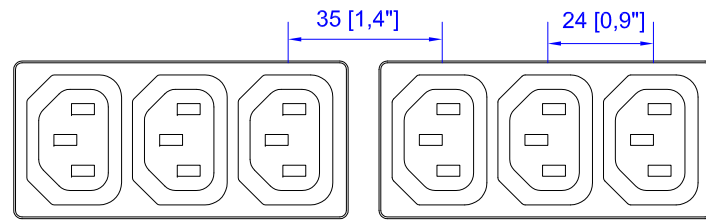


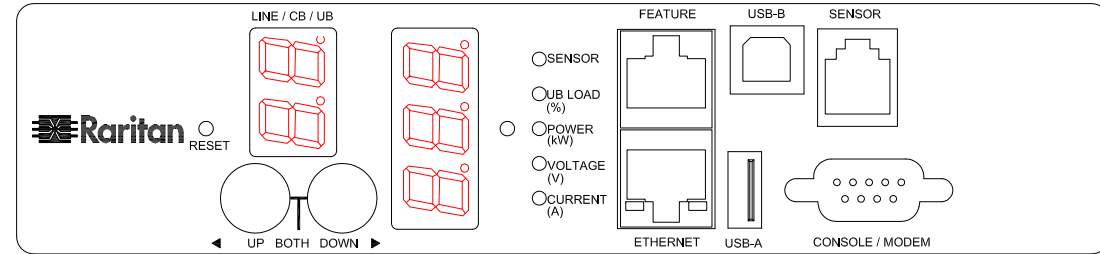


NEMA L6-20P

VIEW A



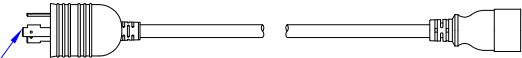
VIEW B



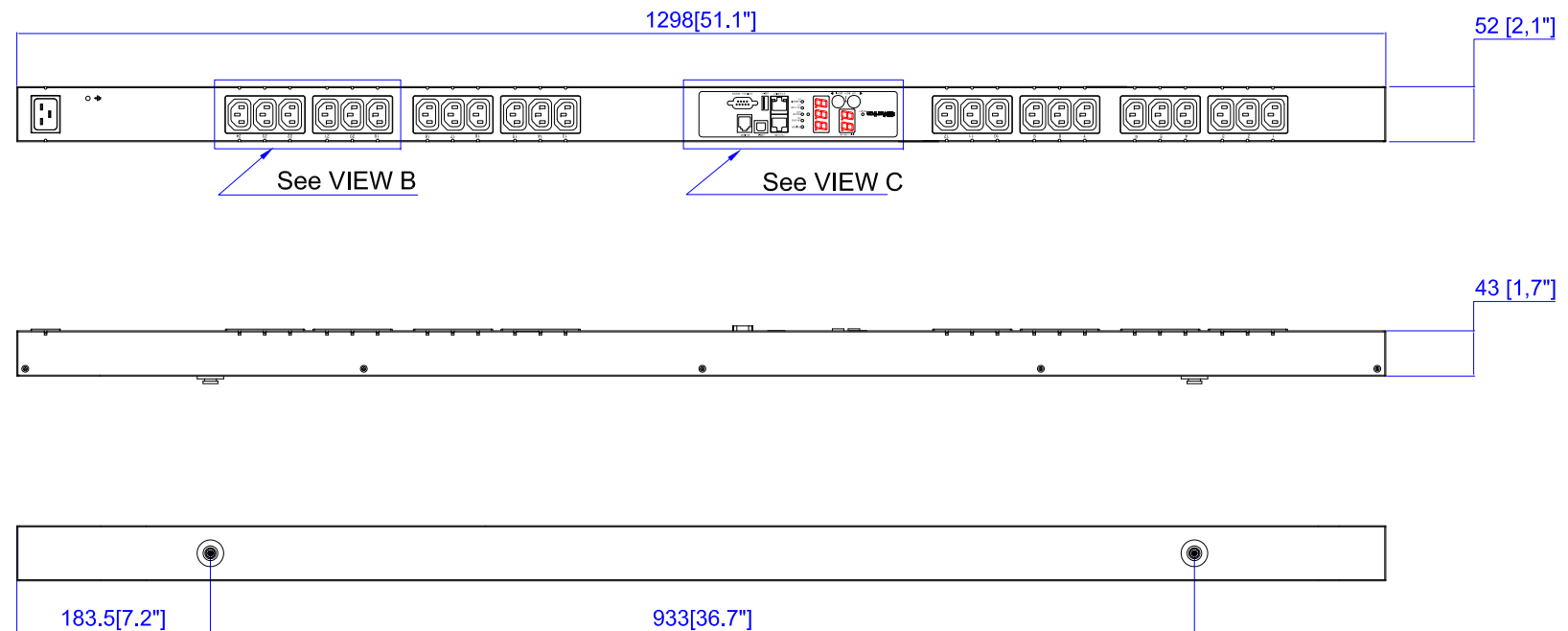
VIEW C

NEMA L6-20P

IEC 320 C19



See VIEW A



NOTES:  
ALL DIMENSIONS ARE MILLIMETERS(INCHES).



DO NOT SCALE DRAWING

SHEET 1 OF 1

TITLE: iPDU Zero U

Single Phase, 16A/200-240V

Input: NEMA L6-20P

Output: (24) IEC320 C13.

Drawing Maker: EVA LIN Aug. 21, 2015

Approver: Tom\_H Aug. 21, 2015

THIS DRAWING AND SPECIFICATIONS HEREIN ARE THE PROPERTY OF RARITAN, INC. AND SHALL NOT BE COPIED, REPRODUCED OR USED, IN WHOLE OR IN PART, AS THE BASIS FOR THE MANUFACTURE OR SALE OF ITEMS WITHOUT WRITTEN PERMISSION FROM RARITAN, INC. THIS DRAWING IS BASED UPON LATEST AVAILABLE INFORMATION AND IS SUBJECT TO CHANGE WITHOUT NOTICE.

DWG NO.

**MPX2-1482**

REV.  
**0B**