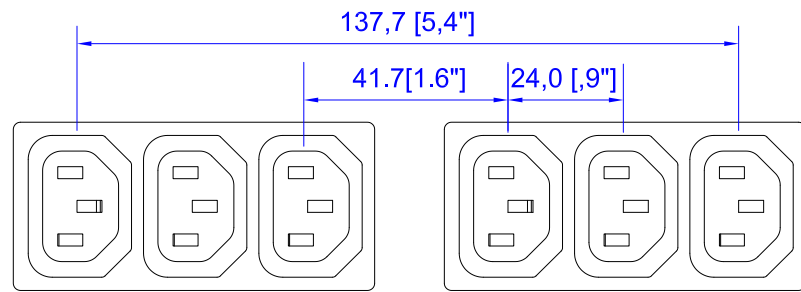
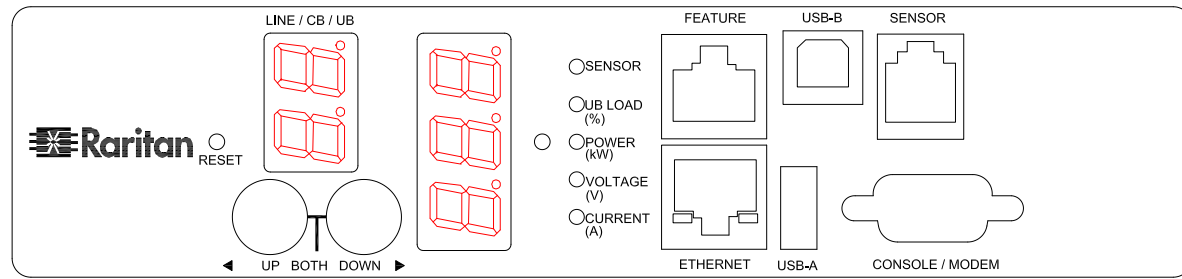


IEC320 C20

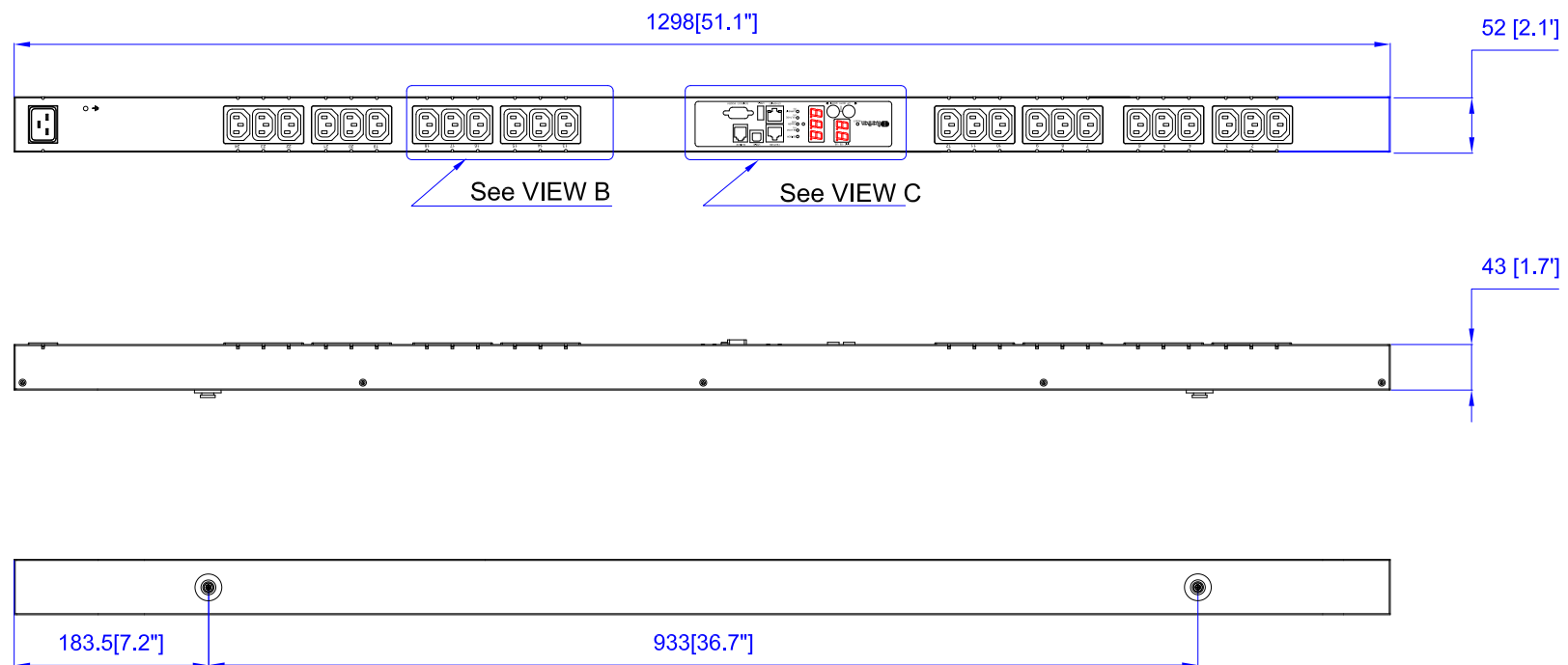
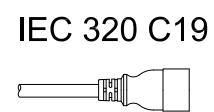
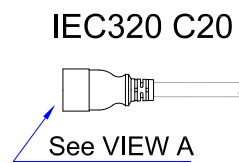
VIEW A



VIEW B



VIEW C



NOTES:
ALL DIMENSIONS ARE MILLIMETERS[INCHES].



DRAWN :	EVA Lin	DEC. 13 , 2010
ENGINEER:	Kevin_L	DEC. 13 , 2010
APPROVED:	Kevin_C	DEC. 13 , 2010



PROJECTION
THIRD ANGLE

DO NOT SCALE DRAWING

SHEET 1 OF 1

THIS DRAWING AND SPECIFICATIONS HEREIN ARE THE PROPERTY OF RARITAN, INC. AND SHALL NOT BE COPIED, REPRODUCED OR USED, IN WHOLE OR IN PART, AS THE BASIS FOR THE MANUFACTURE OR SALE OF ITEMS WITHOUT WRITTEN PERMISSION FROM RARITAN, INC. THIS DRAWING IS BASED UPON LATEST AVAILABLE INFORMATION AND IS SUBJECT TO CHANGE WITHOUT NOTICE.

TITLE: iPDU Zero U,
Single Phase, 16A/100-240V,
Input: IEC320 C20
Output: (24)IEC320 C13

DWG NO.
MPX2-1486C

REV.
A.1