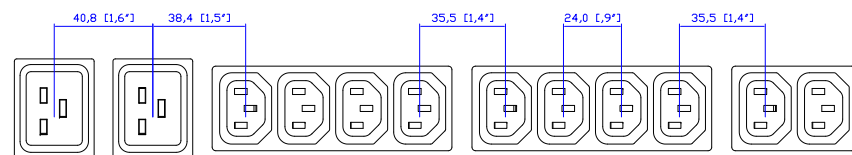
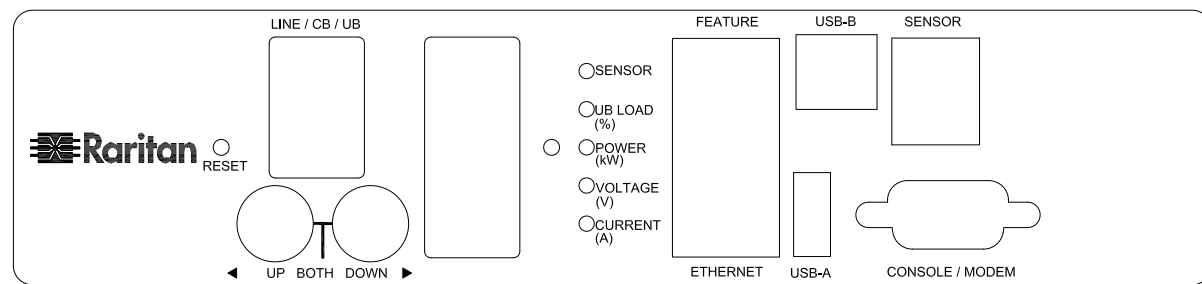


IEC320 C20

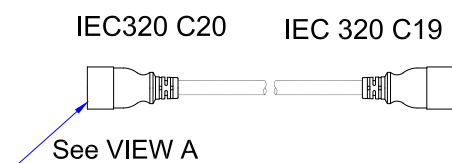
VIEW A



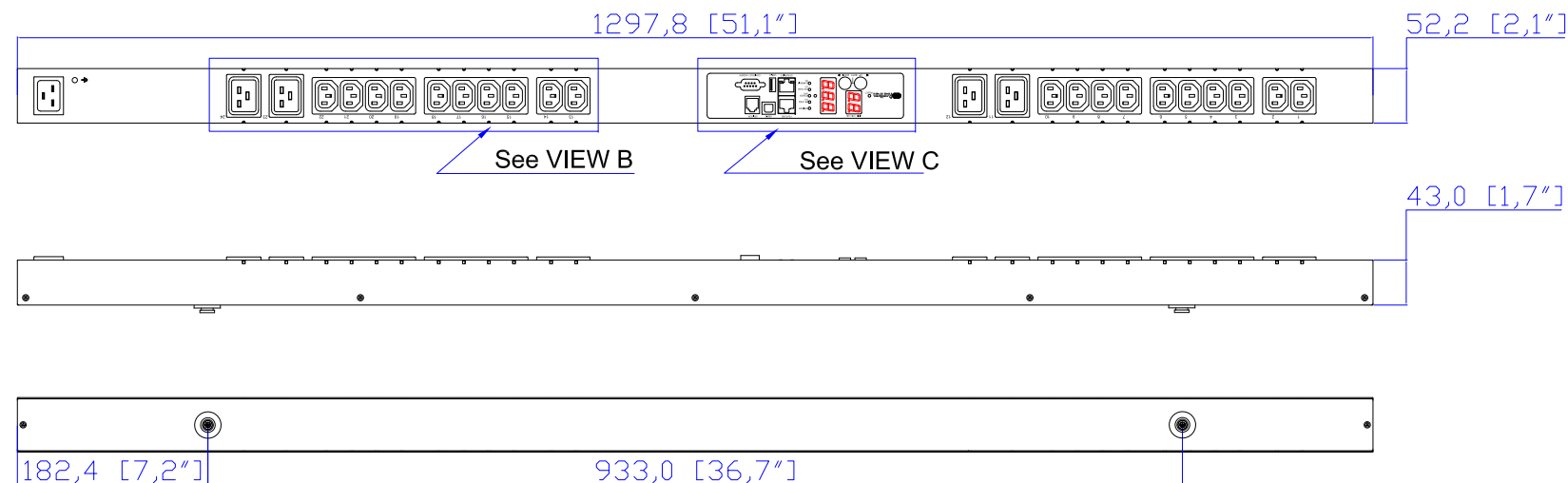
VIEW B



VIEW C



See VIEW A



NOTES:

1.ALL DIMENSIONS ARE MILLIMETERS[INCHES].



DRAWN :	EVA LIN	Jul, 03,2013
ENGINEER:	Kenny_C	Jul, 03,2013
APPROVED:	Tom_H	Jul, 03,2013



PROJECTION
THIRD ANGLE

DO NOT SCALE DRAWING

SHEET 1 OF 1

THIS DRAWING AND SPECIFICATIONS HEREIN ARE THE PROPERTY OF RARITAN, INC. AND SHALL NOT BE COPIED, REPRODUCED OR USED, IN WHOLE OR IN PART, AS THE BASIS FOR THE MANUFACTURE OR SALE OF ITEMS WITHOUT WRITTEN PERMISSION FROM RARITAN, INC. THIS DRAWING IS BASED UPON LATEST AVAILABLE INFORMATION AND IS SUBJECT TO CHANGE WITHOUT NOTICE.

TITLE:
iPDU Zero U,
Single Phase, 16A/200V-240V,
Inlet Type : IEC60320 C20,
Plug Type : IEC60320 C20,
Outlet Type : (20)IEC320 C13,(4)IEC320 C19

DWG NO.

MPX2-1488C

REV.

A.1