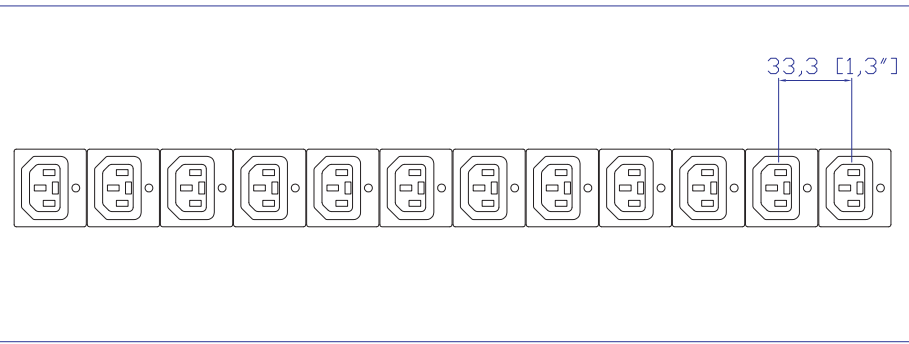


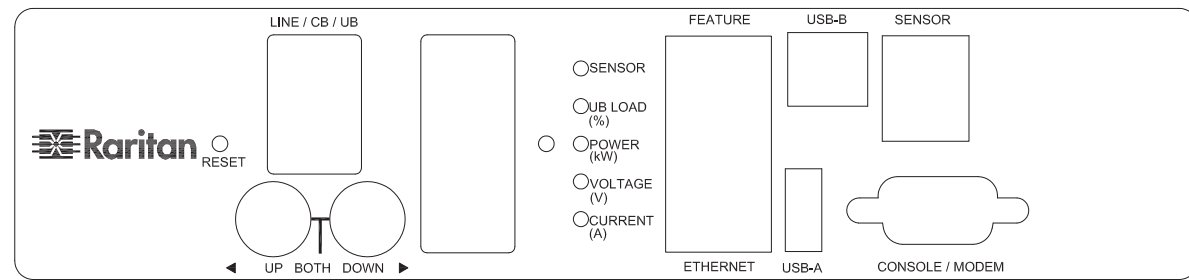


NEMA L6-30P PSE

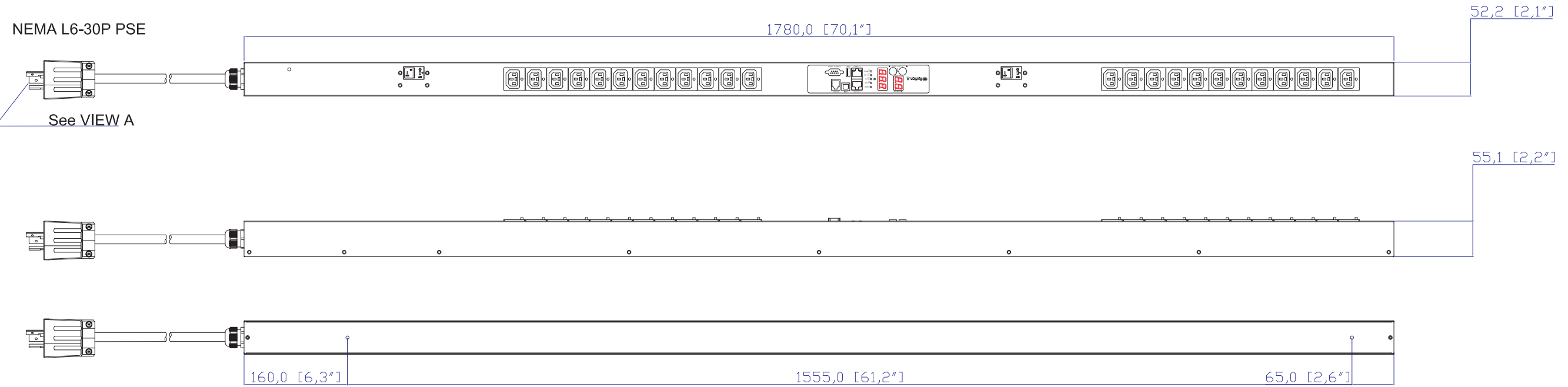
VIEW A



VIEW B



VIEW C



NOTES:

1.ALL DIMENSIONS ARE MILLIMETERS[INCHES].



DO NOT SCALE DRAWING

SHEET 1 OF 1

THIS DRAWING AND SPECIFICATIONS HEREIN ARE THE PROPERTY OF RARITAN, Inc. AND SHALL NOT BE COPIED, REPRODUCED OR USED, IN WHOLE OR IN PART, AS THE BASIS FOR THE MANUFACTURE OR SALE OF ITEMS WITHOUT WRITTEN PERMISSION FROM RARITAN, Inc. THIS DRAWING IS BASED UPON LATEST AVAILABLE INFORMATION AND IS SUBJECT TO CHANGE WITHOUT NOTICE.

TITLE: iPDU Zero U,
Single Phase, 30A/200V,
Input Type: NEMA L6-30P PSE ,
Output Type:(24)Locking IEC320 C13

DWG NO. **MPX2-1496JV-E2N101** REV. **A**

DRAWN :	Eva Lin	Dec. 31. 2013
ENGINEER:	Siang Hung	Dec. 31. 2013
APPROVED:	Tom Hsueh	Dec. 31. 2013