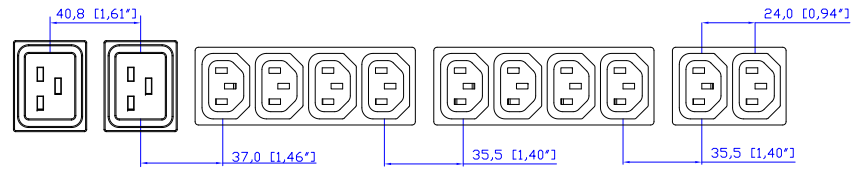
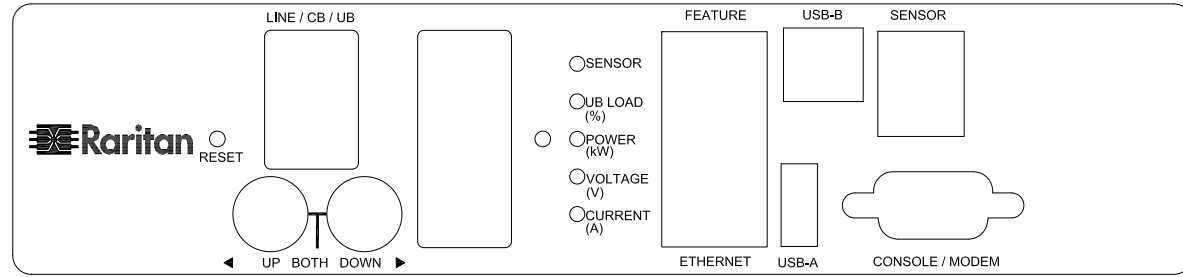


NEMA L6-30P

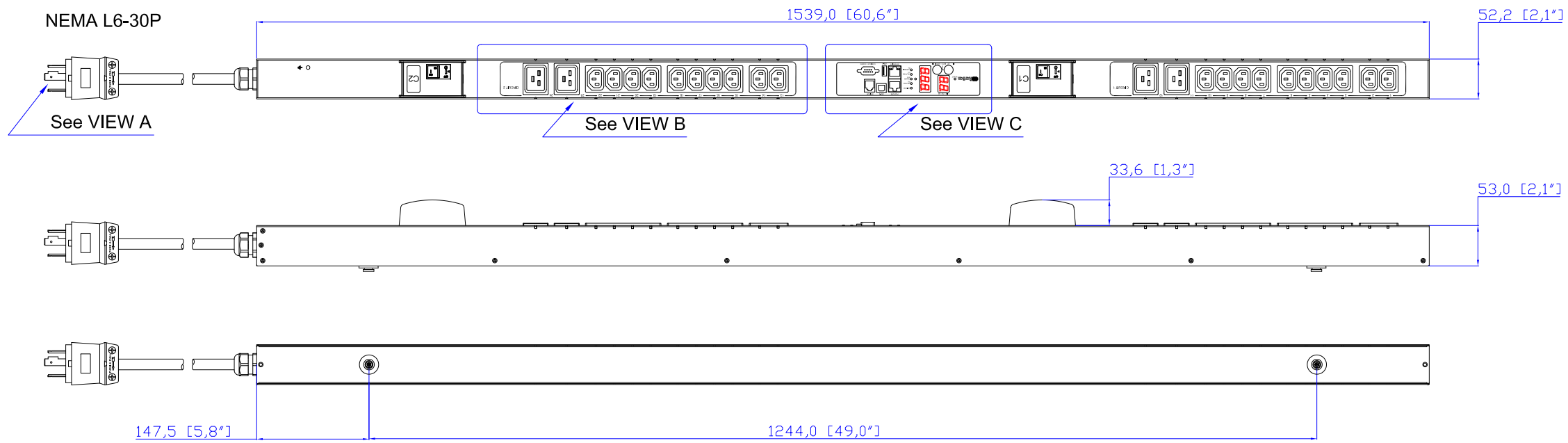
VIEW A



VIEW B



VIEW C



NOTES:
1.ALL DIMENSIONS ARE MILLIMETERS[INCHES].



PROJECTION
THIRD ANGLE

DO NOT SCALE DRAWING

SHEET 1 OF 1

THIS DRAWING AND SPECIFICATIONS HEREIN ARE THE PROPERTY OF RARITAN, INC. AND SHALL NOT BE COPIED, REPRODUCED OR USED, IN WHOLE OR IN PART, AS THE BASIS FOR THE MANUFACTURE OR SALE OF ITEMS WITHOUT WRITTEN PERMISSION FROM RARITAN, INC. THIS DRAWING IS BASED UPON LATEST AVAILABLE INFORMATION AND IS SUBJECT TO CHANGE WITHOUT NOTICE.

TITLE:
iPDU Zero U,
Single phase 24A / 200V-240V
Plug Type: NEMA L6-30P
Outlet Type: (20)IEC320 C13 (4)IEC320 C19

DWG NO. **MPX2-1497V** REV. **A**

DRAWN :	EVA LIN	July 13,2012
ENGINEER:	Siang_H	July 13,2012
APPROVED:	Tom_H	July 13,2012