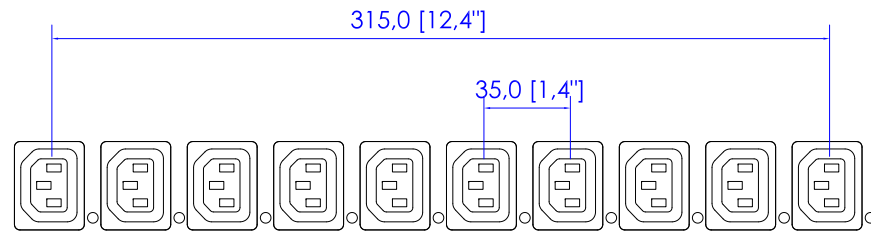
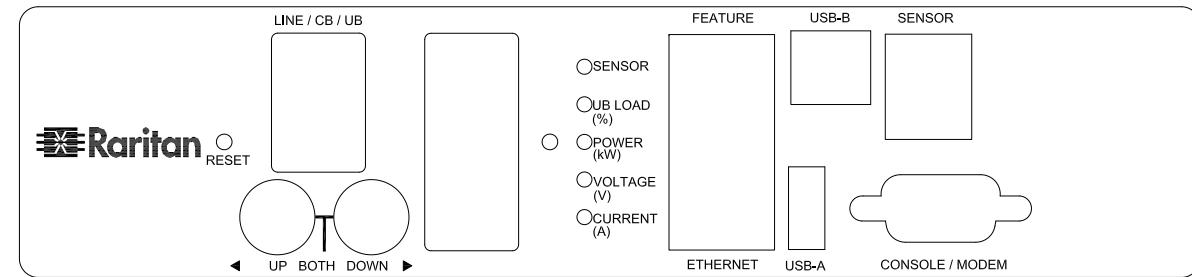


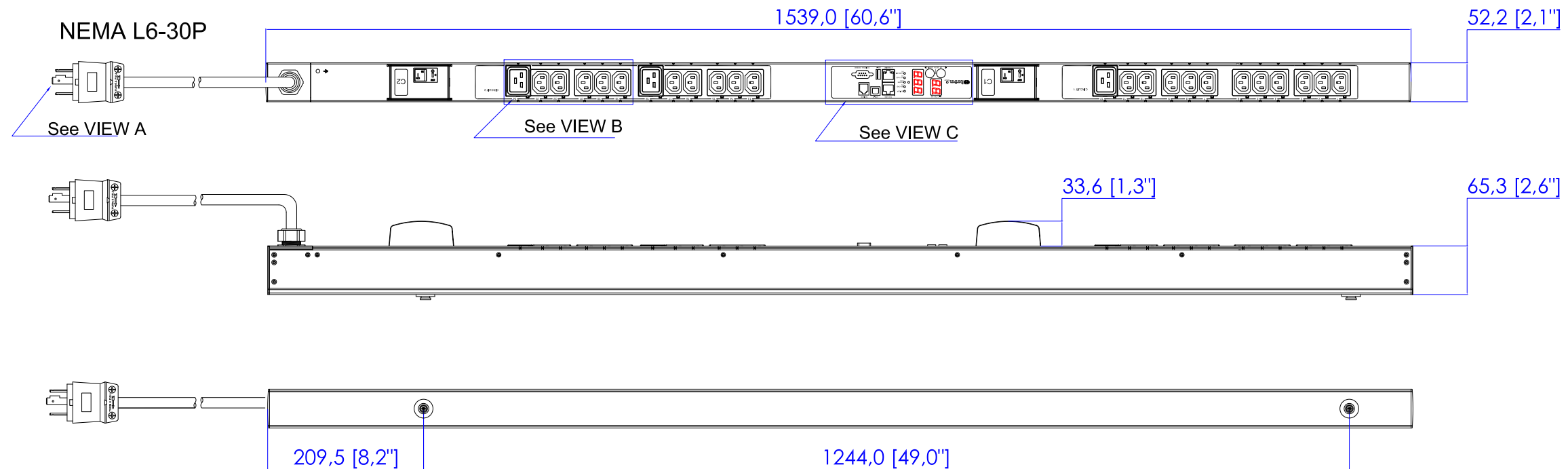
NEMA L6-30P  
VIEW A



VIEW B



VIEW C



NOTES:  
1. ALL DIMENSIONS ARE MILLIMETERS [INCHES].



DO NOT SCALE DRAWING  
**SHEET 1 OF 1**  
THIS DRAWING AND SPECIFICATIONS HEREIN ARE THE PROPERTY OF RARITAN, Inc. AND SHALL NOT BE COPIED, REPRODUCED OR USED, IN WHOLE OR IN PART, AS THE BASIS FOR THE MANUFACTURE OR SALE OF ITEMS WITHOUT WRITTEN PERMISSION FROM RARITAN, Inc. THIS DRAWING IS BASED UPON LATEST AVAILABLE INFORMATION AND IS SUBJECT TO CHANGE WITHOUT NOTICE.

DRAWN :	EVA LIN	Mar. 05,2013
ENGINEER:	Sam_L	Mar. 05,2013
APPROVED:	Tom_H	Mar. 05,2013

TITLE:  
iPDU Zero U,  
Single Phase, 24A/200V-240V,  
Plug Type: NEMA L6-30P  
Outlet Type : (21)IEC320 C13,(3)IEC320 C19

DWG NO. **MPX2-2494** REV. **A**