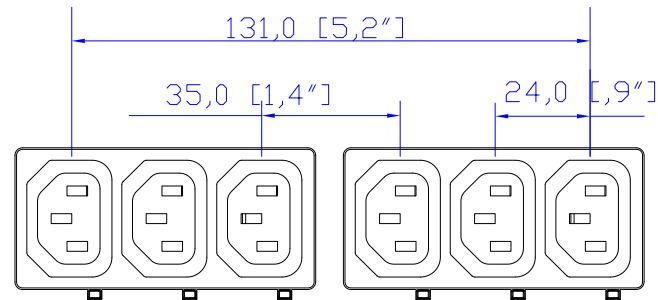
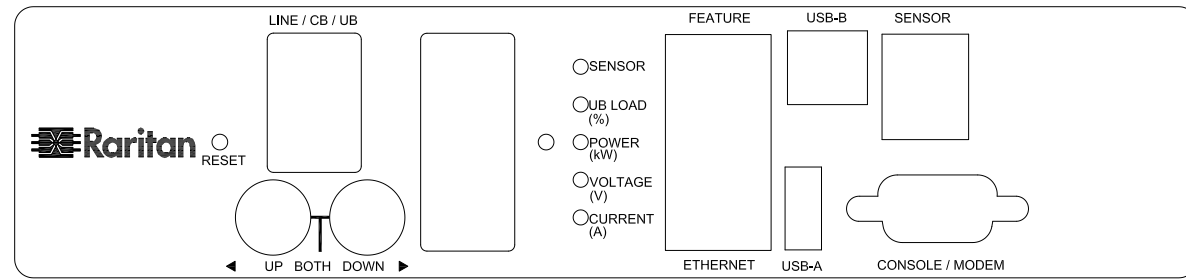


NEMA L6-30P

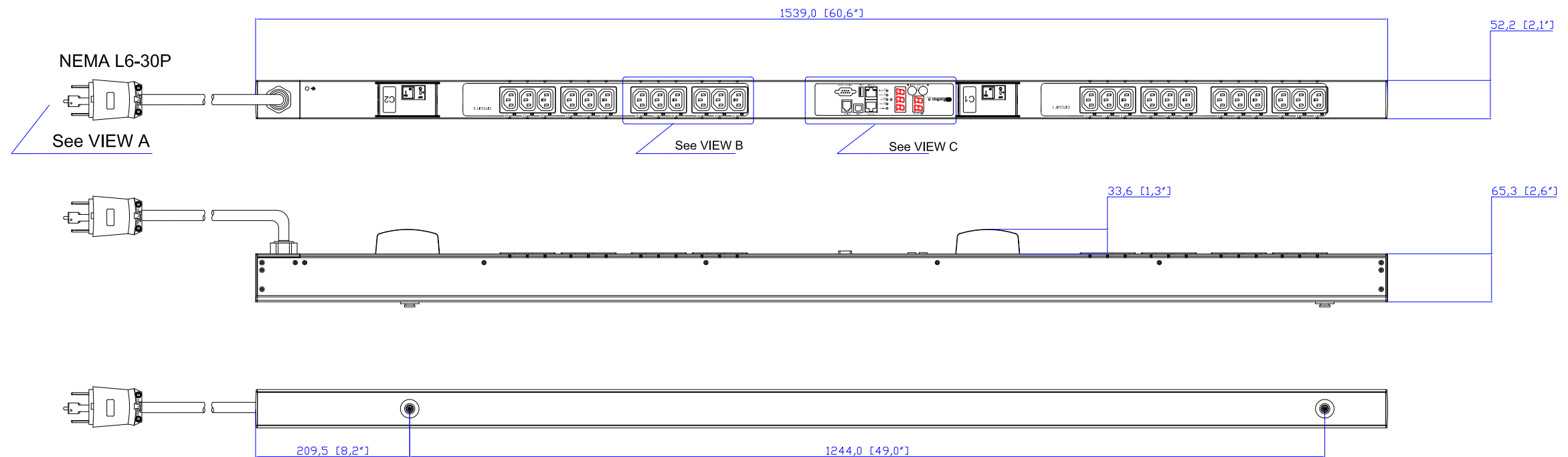
VIEW A



VIEW B



VIEW C



NOTES:
1. ALL DIMENSIONS ARE MILLIMETERS [INCHES].



DRAWN : EVALin June 02, 2011
ENGINEER: Kevin_L June 02, 2011
APPROVED: Kevin_C June 02, 2011



PROJECTION
THIRD ANGLE

DO NOT SCALE DRAWING

SHEET 1 OF 1

THIS DRAWING AND SPECIFICATIONS HEREIN ARE THE PROPERTY OF RARITAN, Inc. AND SHALL NOT BE COPIED, REPRODUCED OR USED, IN WHOLE OR IN PART, AS THE BASIS FOR THE MANUFACTURE OR SALE OF ITEMS WITHOUT WRITTEN PERMISSION FROM RARITAN, Inc. THIS DRAWING IS BASED UPON LATEST AVAILABLE INFORMATION AND IS SUBJECT TO CHANGE WITHOUT NOTICE.

TITLE: iPDU Zero U,
Single Phase, 24A/200V-204V,
Input: NEMA L6-30P,
Output (24) IEC320 C13

DWG NO. **MPX2-2496**

REV. **A**