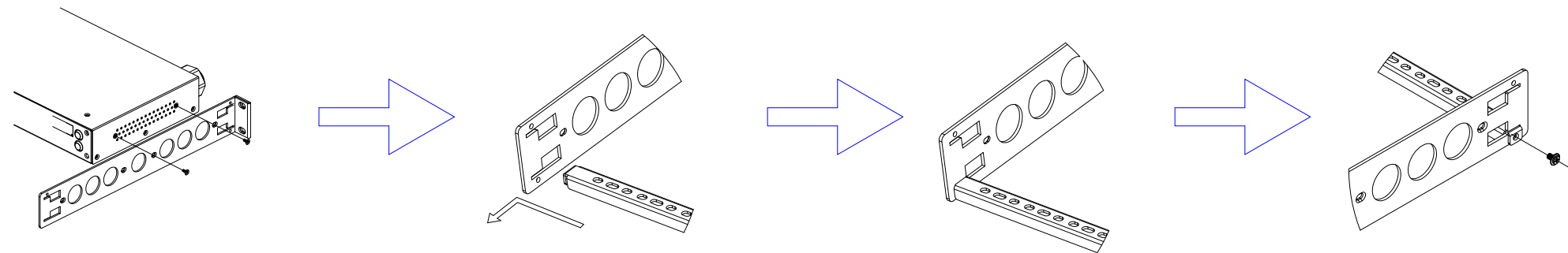
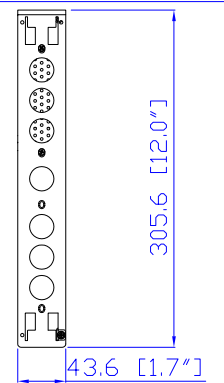


IEC60309 32A

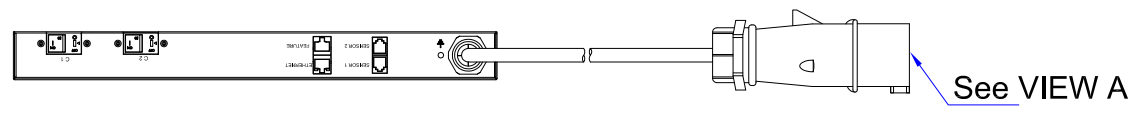
VIEW A



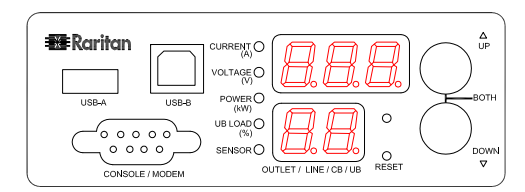
VIEW B



Rear

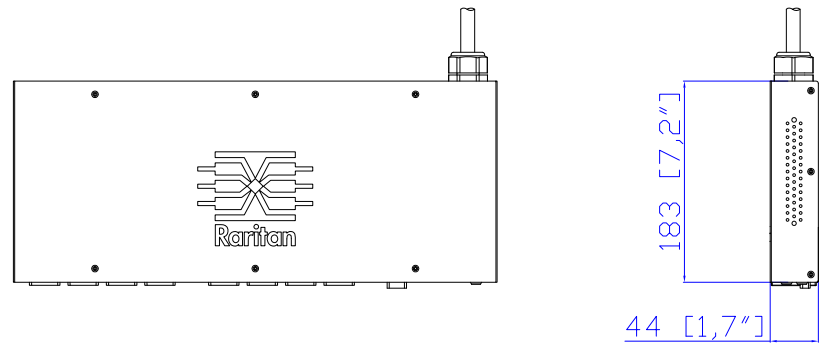


See VIEW A



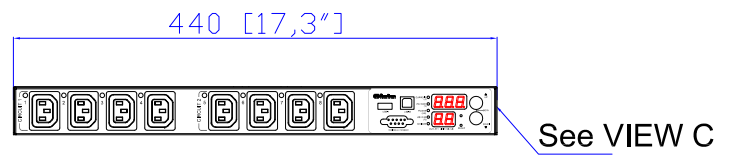
VIEW C

TOP

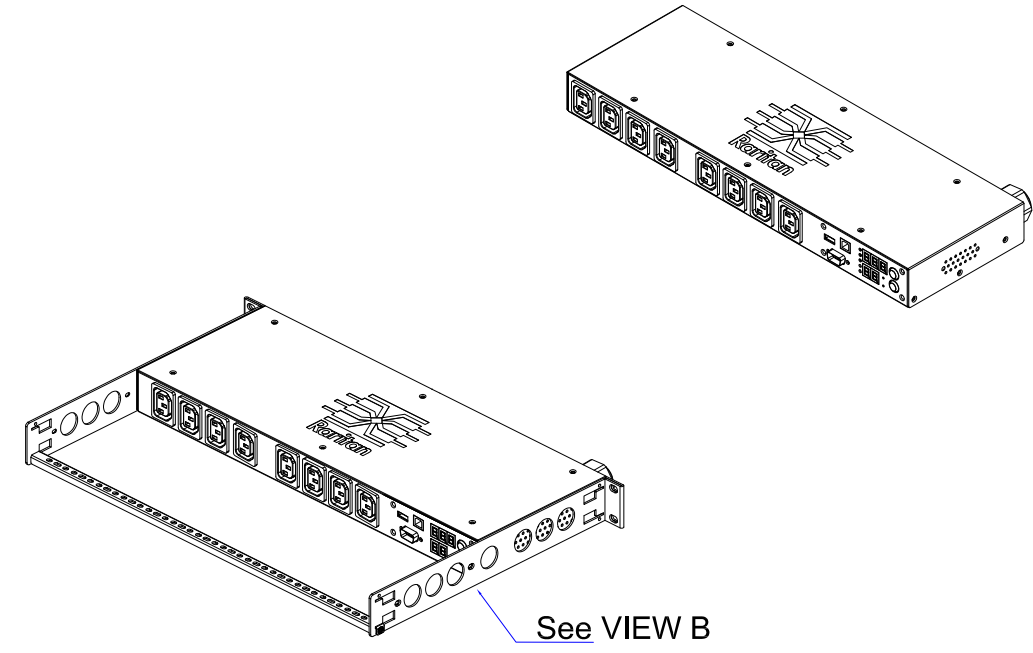


183 [7.2]
44 [1.7]

Front



See VIEW C



See VIEW B

- NOTES:
1. INSTALLATION SHALL COMPLY WITH ALL APPLICABLE NATIONAL, STATE AND LOCAL CODES.
 2. PLEASE REFER TO PRODUCT DOCUMENTATION FOR FURTHER INFORMATION.
 3. UNLESS OTHERWISE SPECIFIED, ALL DIMENSIONS ARE IN MILLIMETERS (INCHES).
 4. MOUNTING BUTTON IS AN ALTERNATIVE MOUNTING METHOD TO THE TOOLLESS MOUNT FOR 3RD PARTY ENCLOSURE. BUTTON IS PROVIDED WITH THE UNIT. DETAILED INSTALLATION INSTRUCTIONS CAN BE FOUND IN THE PROVIDED MANUAL.
 5. BRACKET KITS TO MOUNT TO SPECIFIC 3RD PARTY ENCLOSURES ARE AVAILABLE AS OPTIONS.
 6. LENGTH OF THE CORD IS 3000MM +/- 70MM
 7. DIMENSION TOLERANCE: LENGTH +/- 3MM, WIDTH +/- 1MM, DEPTH +/- 0.5MM
 8. REFER TO THE TABLE FOR DETAIL CORD LENGTH DEFINITION

<p>Raritan A brand of legrand</p>		PROJECTION THIRD ANGLE	DO NOT SCALE DRAWING SHEET 1 OF 1	TITLE: iPDU One U Single Phase, 32A/200-240V Plug Type: IEC60309 32A Outlet Type C13 (8)
		THIS DRAWING AND SPECIFICATIONS HEREIN ARE THE PROPERTY OF RARITAN, Inc. AND SHALL NOT BE COPIED, REPRODUCED OR USED, IN WHOLE OR IN PART, AS THE BASIS FOR THE MANUFACTURE OR SALE OF ITEMS WITHOUT WRITTEN PERMISSION FROM RARITAN, Inc. THIS DRAWING IS BASED UPON LATEST AVAILABLE INFORMATION AND IS SUBJECT TO CHANGE WITHOUT NOTICE.		DWG NO: MPX2-5204R M5 & MPX2-4204R M5
Drawing Maker: Eva Lin	June 26, 2017			MODEL NO: PX2-5204R & PX2-4204R PX2-5204R-M5 & PX2-4204R-M5
Approver: Tom_H	June 26, 2017			REV. 0C