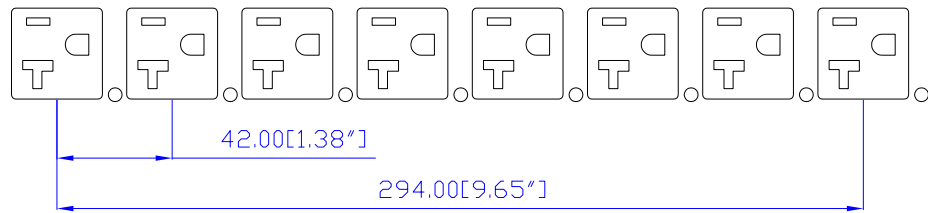
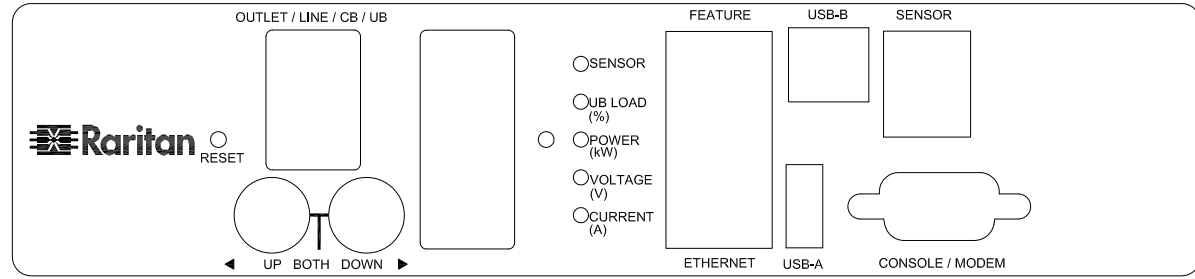


NEMA L5-20P

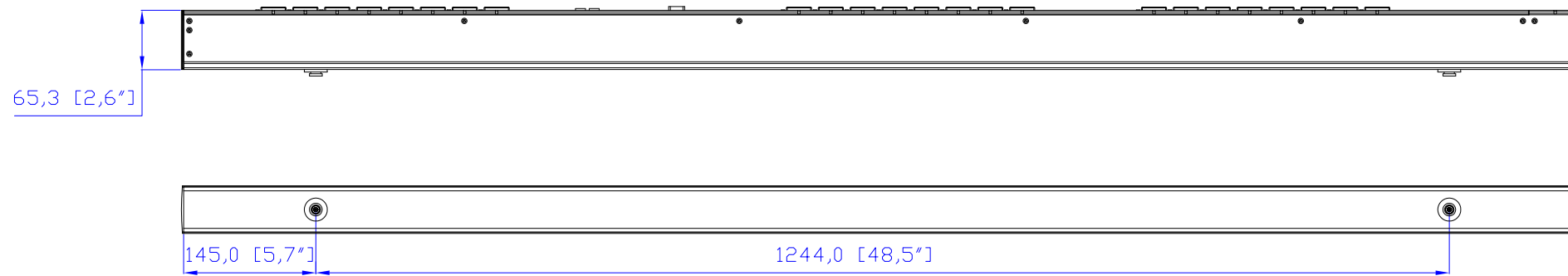
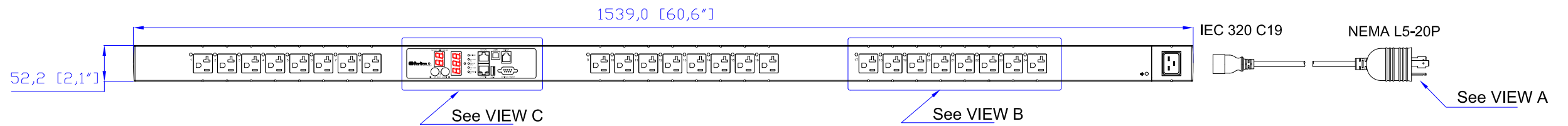
VIEW A



VIEW B



VIEW C



NOTES:  
1.ALL DIMENSIONS ARE MILLIMETERS[INCHES].



DRAWN : EVA LIN June 18, 2012  
ENGINEER: Kevin\_L June 18, 2012  
APPROVED: Kevin\_C June 18, 2012



DO NOT SCALE DRAWING  
**SHEET 1 OF 1**  
THIS DRAWING AND SPECIFICATIONS HEREIN ARE THE PROPERTY OF RARITAN, Inc. AND SHALL NOT BE COPIED, REPRODUCED OR USED, IN WHOLE OR IN PART, AS THE BASIS FOR THE MANUFACTURE OR SALE OF ITEMS WITHOUT WRITTEN PERMISSION FROM RARITAN, Inc. THIS DRAWING IS BASED UPON LATEST AVAILABLE INFORMATION AND IS SUBJECT TO CHANGE WITHOUT NOTICE.

TITLE: iPDU Zero U  
Single Phase, 16A/100V-120V  
Plug Type: NEMA L5-20P  
Inlet Type: IEC60320 C20  
Outlet Type: (24) NEMA 5-20R

DWG NO. **MPX2-5475 & MPX2-4475** REV. **A**