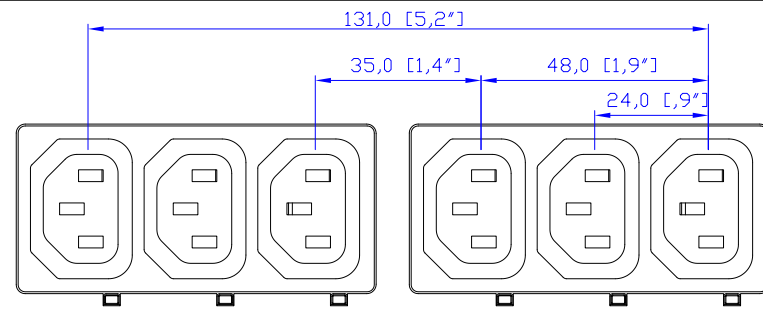
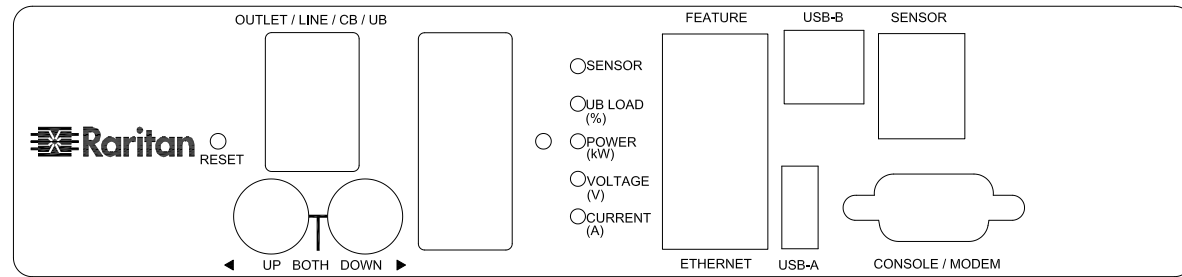


NEMA L6-30P

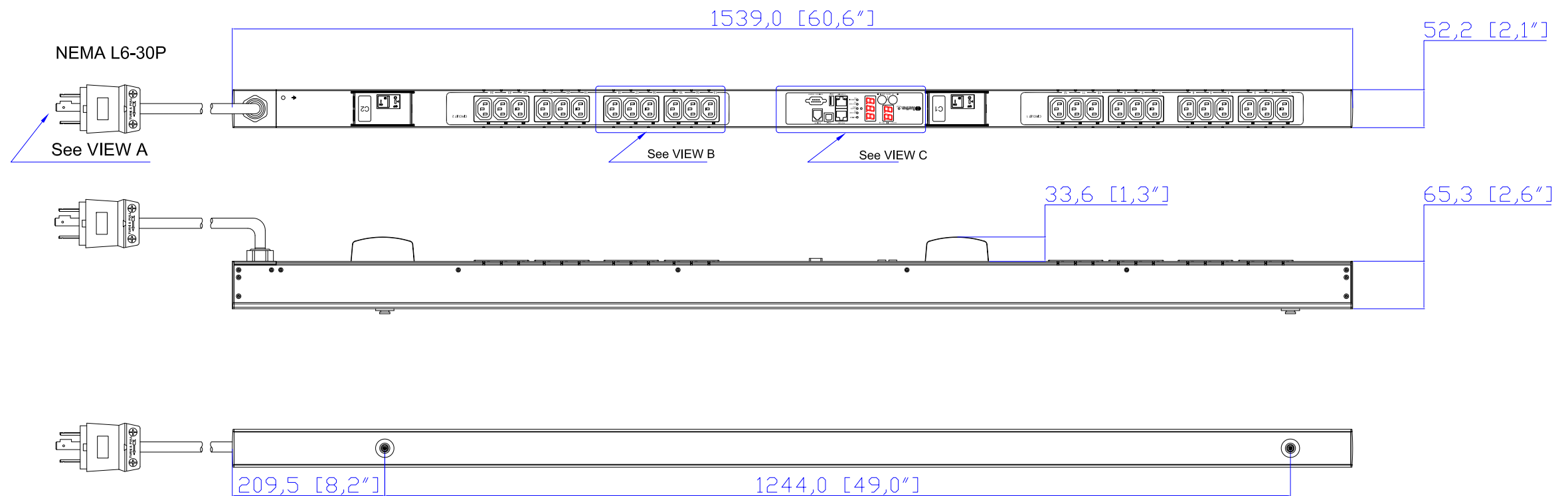
VIEW A



VIEW B



VIEW C



NOTES:  
1. ALL DIMENSIONS ARE MILLIMETERS [INCHES].



DRAWN : EVALin June 9, 2011  
ENGINEER: Kevin\_L June 13, 2011  
APPROVED: Kevin\_C June 16, 2011

PROJECTION THIRD ANGLE  
DO NOT SCALE DRAWING  
SHEET 1 OF 1

THIS DRAWING AND SPECIFICATIONS HEREIN ARE THE PROPERTY OF RARITAN, Inc. AND SHALL NOT BE COPIED, REPRODUCED OR USED, IN WHOLE OR IN PART, AS THE BASIS FOR THE MANUFACTURE OR SALE OF ITEMS WITHOUT WRITTEN PERMISSION FROM RARITAN, Inc. THIS DRAWING IS BASED UPON LATEST AVAILABLE INFORMATION AND IS SUBJECT TO CHANGE WITHOUT NOTICE.

TITLE: iPDU Zero U,  
Single Phase, 24A/200V-240V,  
Input: NEMA L6-30P,  
Output (24) IEC320 C13

DWG NO. **MPX2-5496 & MPX2-4496** REV. **A**