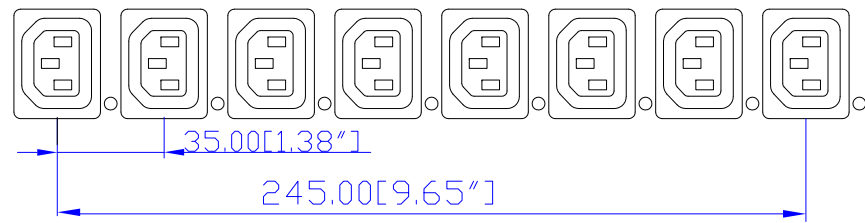
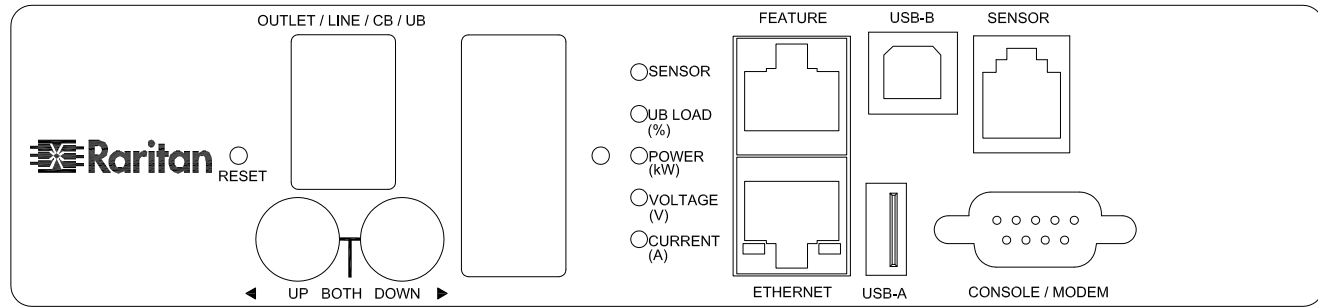


NEMA L21-20P


VIEW A



VIEW B



VIEW C



NOTES:  
1. ALL DIMENSIONS ARE MILLIMETERS [INCHES].



DRAWN : Eva Lin Sep. 19. 2014  
ENGINEER: Tom Hsueh Sep. 19. 2014  
APPROVED: Tom Hsueh Sep. 19. 2014



DO NOT SCALE DRAWING

SHEET 1 OF 1

THIS DRAWING AND SPECIFICATIONS HEREIN ARE THE PROPERTY OF RARITAN, Inc. AND SHALL NOT BE COPIED, REPRODUCED OR USED, IN WHOLE OR IN PART, AS THE BASIS FOR THE MANUFACTURE OR SALE OF ITEMS WITHOUT WRITTEN PERMISSION FROM RARITAN, Inc. THIS DRAWING IS BASED UPON LATEST AVAILABLE INFORMATION AND IS SUBJECT TO CHANGE WITHOUT NOTICE.

TITLE: iPDU Zero U  
Three Phase, 16A/190V-208V  
Inlet Type: NEMA L21-20P  
Outlet Type: (24) IEC320 C13

DWG NO. **MPX2-5508 & MPX2-4508** REV. **0B**