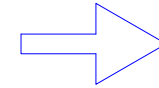
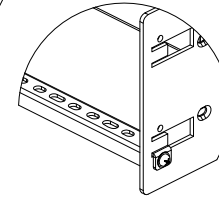
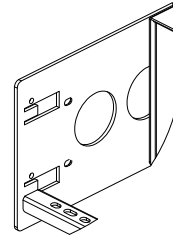
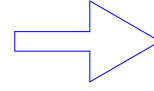
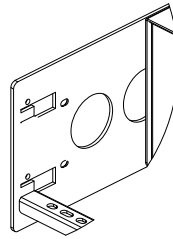
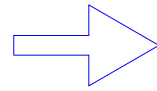
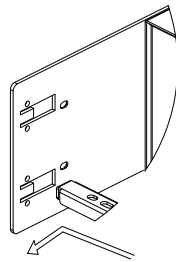
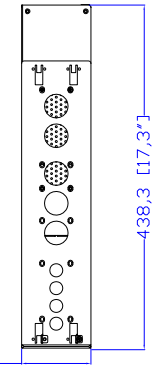


IEC60309 60A 3P

VIEW A



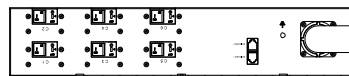
88,1 [3,5"]



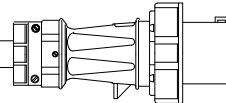
438,3 [17,3"]

VIEW B

Rear

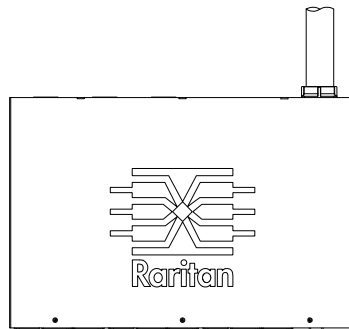


IEC60309 60A 3P

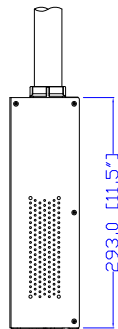


See VIEW A

TOP



88,0 [3,5"]



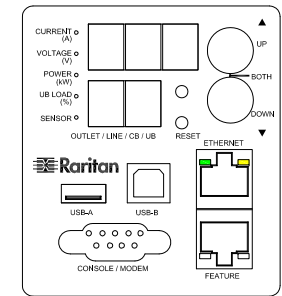
293,0 [11,5"]

Front

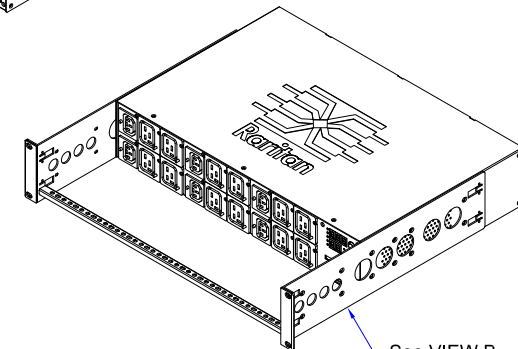
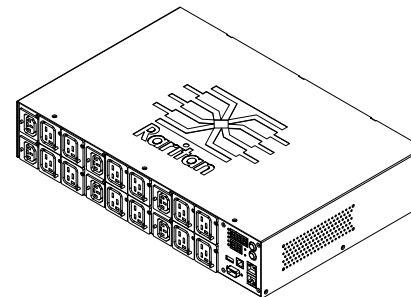


440,0 [17,3"]

See VIEW C



VIEW C



See VIEW B

NOTES:
ALL DIMENSIONS ARE MILLIMETERS[INCHES].



DRAWN : Eva Lin	Sep. 19. 2014
ENGINEER: Sam Liu	Sep. 19. 2014
APPROVED: Tom Hsueh	Sep. 19. 2014

PROJECTION
THIRD ANGLE
DO NOT SCALE DRAWING
SHEET 1 OF 1

THIS DRAWING AND SPECIFICATIONS HEREIN ARE THE PROPERTY OF RARITAN, INC. AND SHALL NOT BE COPIED, REPRODUCED OR USED, IN WHOLE OR IN PART, AS THE BASIS FOR THE MANUFACTURE OR SALE OF ITEMS WITHOUT WRITTEN PERMISSION FROM RARITAN, INC. THIS DRAWING IS BASED UPON LATEST AVAILABLE INFORMATION AND IS SUBJECT TO CHANGE WITHOUT NOTICE.

TITLE: iPDU Two U
Three phase, 48A/208V-240V
Plug Type: IEC60309 60A 3P
Outlet Type: (6) Locking C13,
(12) Locking C19

DWG NO. **MPX2-4541R-E2 & MPX2-5541R-E2** REV. **0A**