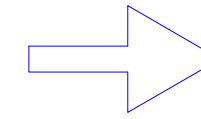
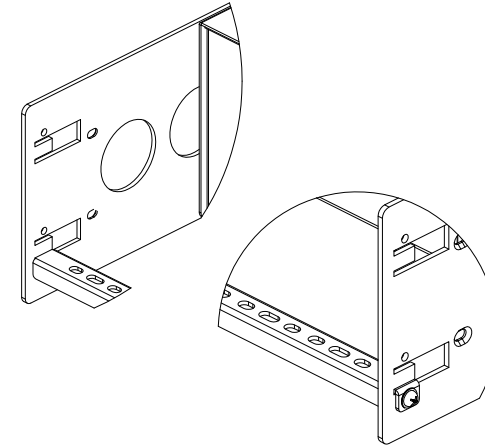
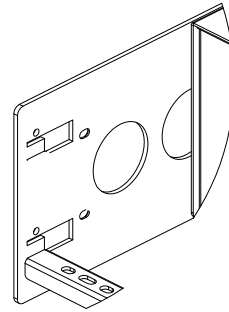
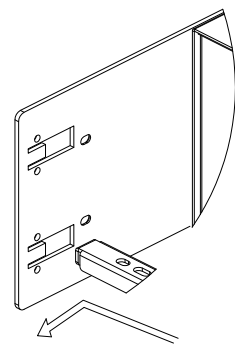


IEC60309 32A
3PY(UL)

VIEW A

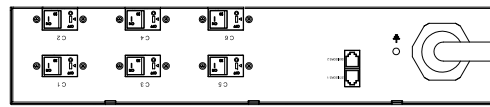


88.10 [3.471"]

365.23 [14.390"]

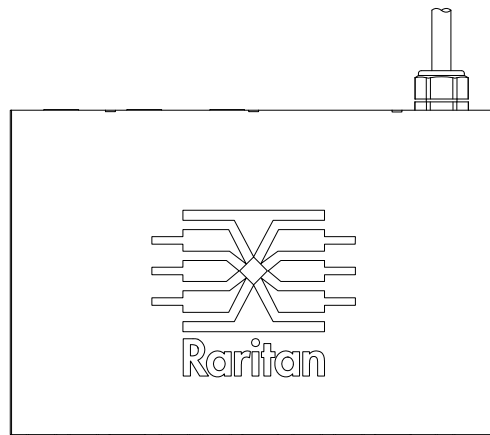
VIEW B

Rear



See VIEW A

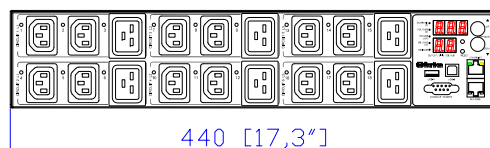
TOP



293 [11.5"]

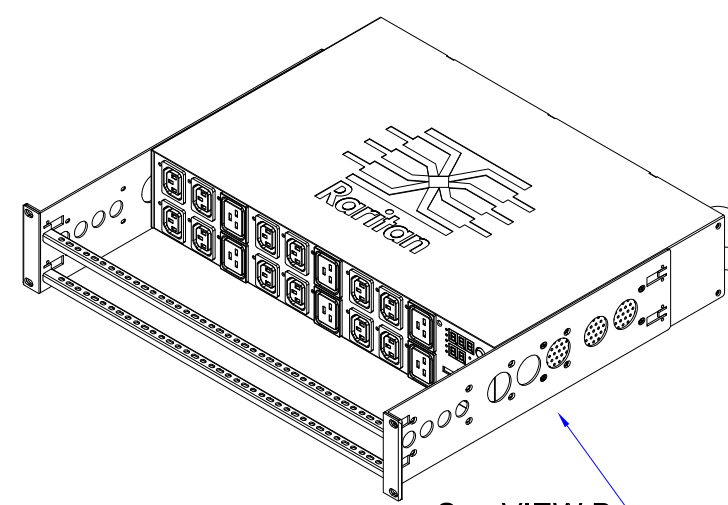
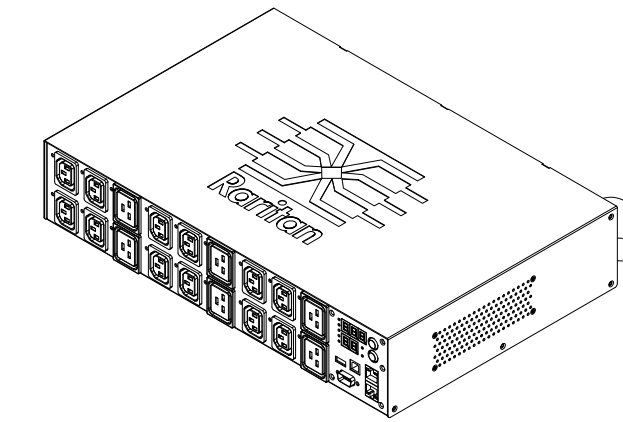
88 [3.5"]

Front

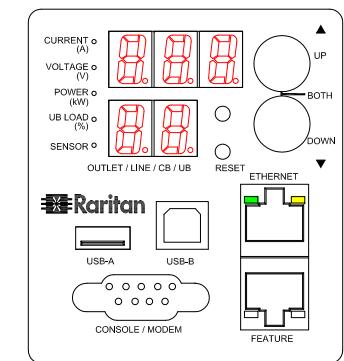


440 [17.3"]

See VIEW C



See VIEW B



VIEW C

NOTES:
ALL DIMENSIONS ARE MILLIMETERS[INCHES].



Drawing Maker:	Eva Lin	Jul. 28, 2015
Design Engineer:	Sam_L	Jul. 28, 2015
Approver:	To m_H	Jul. 28, 2015

PROJECTION THIRD ANGLE
DO NOT SCALE DRAWING
SHEET 1 OF 1

THIS DRAWING AND SPECIFICATIONS HEREIN ARE THE PROPERTY OF RARITAN, INC. AND SHALL NOT BE COPIED, REPRODUCED OR USED, IN WHOLE OR IN PART, AS THE BASIS FOR THE MANUFACTURE OR SALE OF ITEMS WITHOUT WRITTEN PERMISSION FROM RARITAN, INC. THIS DRAWING IS BASED UPON LATEST AVAILABLE INFORMATION AND IS SUBJECT TO CHANGE WITHOUT NOTICE.

TITLE:
iPDU Two U
Three phase, 24A/360V-415V
Plug Type :IEC60309 32A 3PY (UL)
Outlet Type: (12)IEC32 C13,(6)IEC32 C19

DWG NO. **MPX2-4610I2R & MPX2-5610I2R**

REV. **0A**