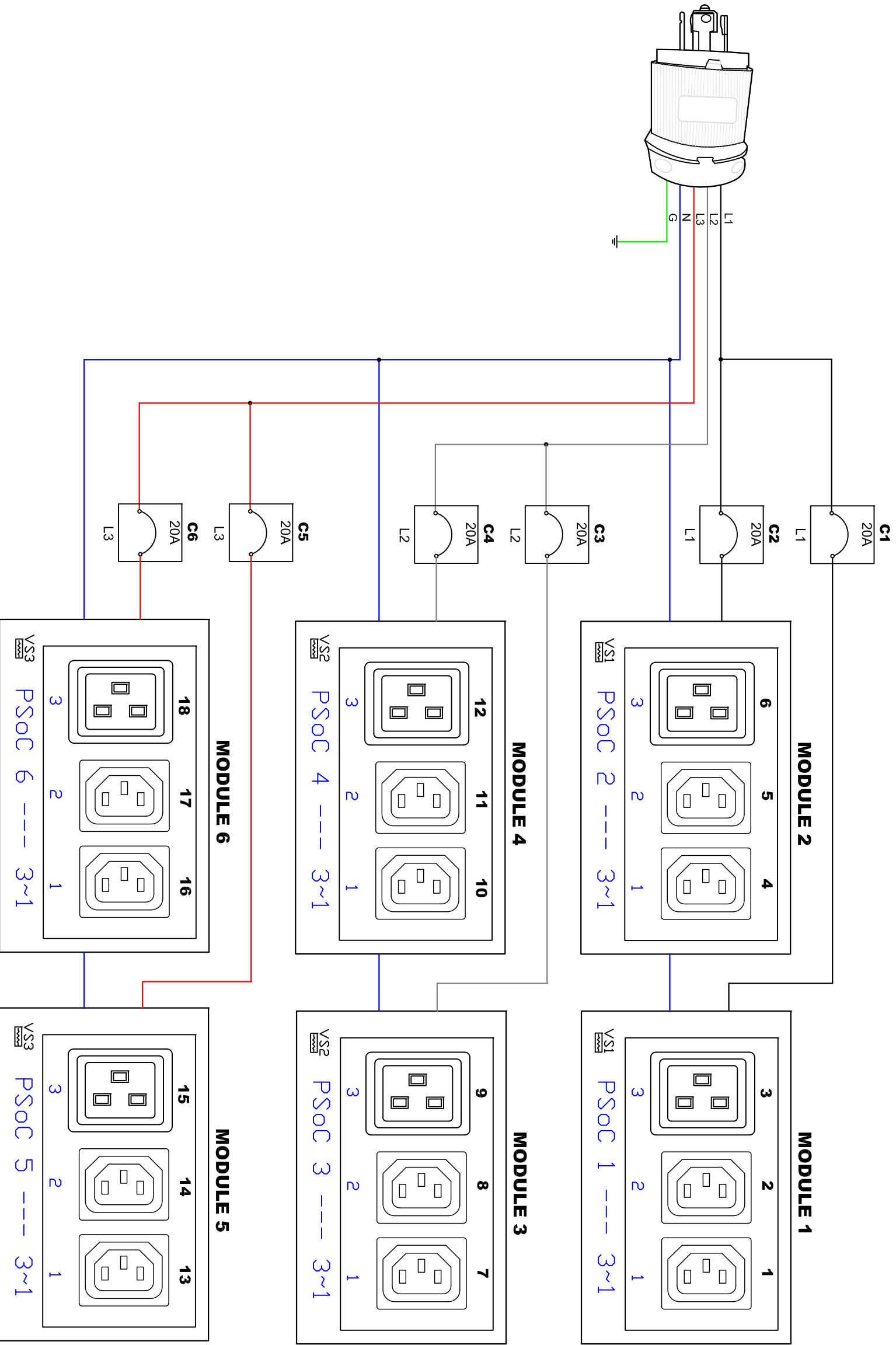
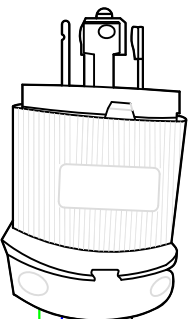
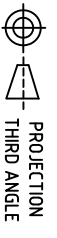


NEMA L22-30P



DRAWN : Albert  
 ENGINEER: Albert  
 APPROVED: Bright.Yu



PROJECTION  
 THIRD ANGLE  
 DO NOT SCALE DRAWING  
 SHEET 1 OF 1

THIS DRAWING AND SPECIFICATIONS HEREIN ARE THE PROPERTY OF RARITAN, INC. AND SHALL NOT BE COPIED, REPRODUCED OR USED, IN WHOLE OR IN PART, AS THE BASIS FOR THE MANUFACTURE OR SALE OF ITEMS WITHOUT WRITTEN PERMISSION FROM RARITAN, INC. THIS DRAWING IS BASED UPON LATEST AVAILABLE INFORMATION AND IS SUBJECT TO CHANGE WITHOUT NOTICE.

TITLE:  
 IPDU 2U, Metered only, Three phase, Wye  
 24A / 360-415V  
 Input : NEMA L22-30P  
 Output : (12) C13, (6) C19

DWG NO. TPX2-4610R  
 REV. 0A