

LINE DRAWING



208V, 3Φ Delta, 17.3kVA, 48A

FEATURES



Securelock

Energy Metering	Voltage (V), Current (A), Active Power (kW), Real Power (kVA), Energy (kWh), Power Factor
Metering Accuracy	ISO/IEC 62053-21 1%
Metering per input line	Yes
Metering per Branch Circuit Breaker	Yes
Metering per Output Receptacle	Yes
Remote Outlet Switching	No
Environmental Sensor Ready	Yes
Compatible Sensors	Temperature, Humidity, Air Flow, Differential Pressure, Water Leak, and Contact Closure.
Networking	10/100 BaseT Ethernet. Optional WiFi (802.11a/b/g/n)
Remote Management	HTTP(s); SSH; Telnet; RS-232 (Serial); Power IQ; SNMP version v2/v3; SMTP; JSON-RPC
Cascading	Yes, Max 8 PDUs can be daisy chained using a single Ethernet connection
Onboard Display	3-digit LED user-selectable display (voltage, current, or active power : per line, per breaker or per receptacle / outlet). Auto-flip orientation.

INPUT

Input Plug	AC Terminal (N/A)
Cord Length	N/A
Cord Entry	Top-top feed
Cable Type	(208V 3 phase)
Number of Power Cords	N/A
Maximum Input Current	48A
Nominal Input Voltage	208V
Rated Input Voltage	208 - 240V
Input Frequency	50/60Hz
Power Capacity	17.3kVA at 208V, 20.0kVA at 240V

OUTPUT

Nominal Output Voltage	208V
Rated Output Voltage	208 - 240V
Receptacles (Output Connections)	(24) IEC60320 C19 Locking, 16A
Overload Protection	(6) LEGBX66-20

PHYSICAL

Color	Black powder coat (custom colors available)
Unit Dimensions (WxDxH)	2.3" x 2.8" x 73.1" ; 59mm x 71mm x 1856mm
Unit Weight	6.4 kg
Shipping Weight	9 kg
Shipping Dimensions (WxDxH)	8.46" x 6.5" x 82.28" ; 215mm x 165mm x 2090mm
Mounting	Tool-less button mount

ENVIRONMENTAL

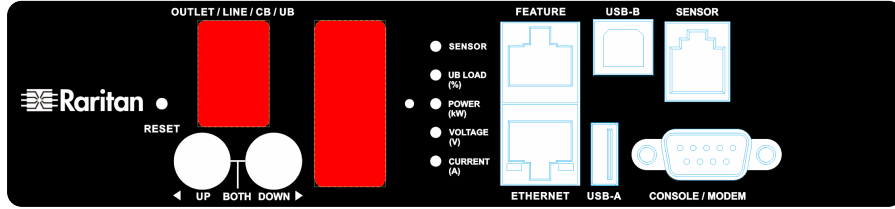
Operating Temperature/Environment	60°C
Operating Relative Humidity	85%
Operating Elevation	0-10000ft

CONFORMANCE

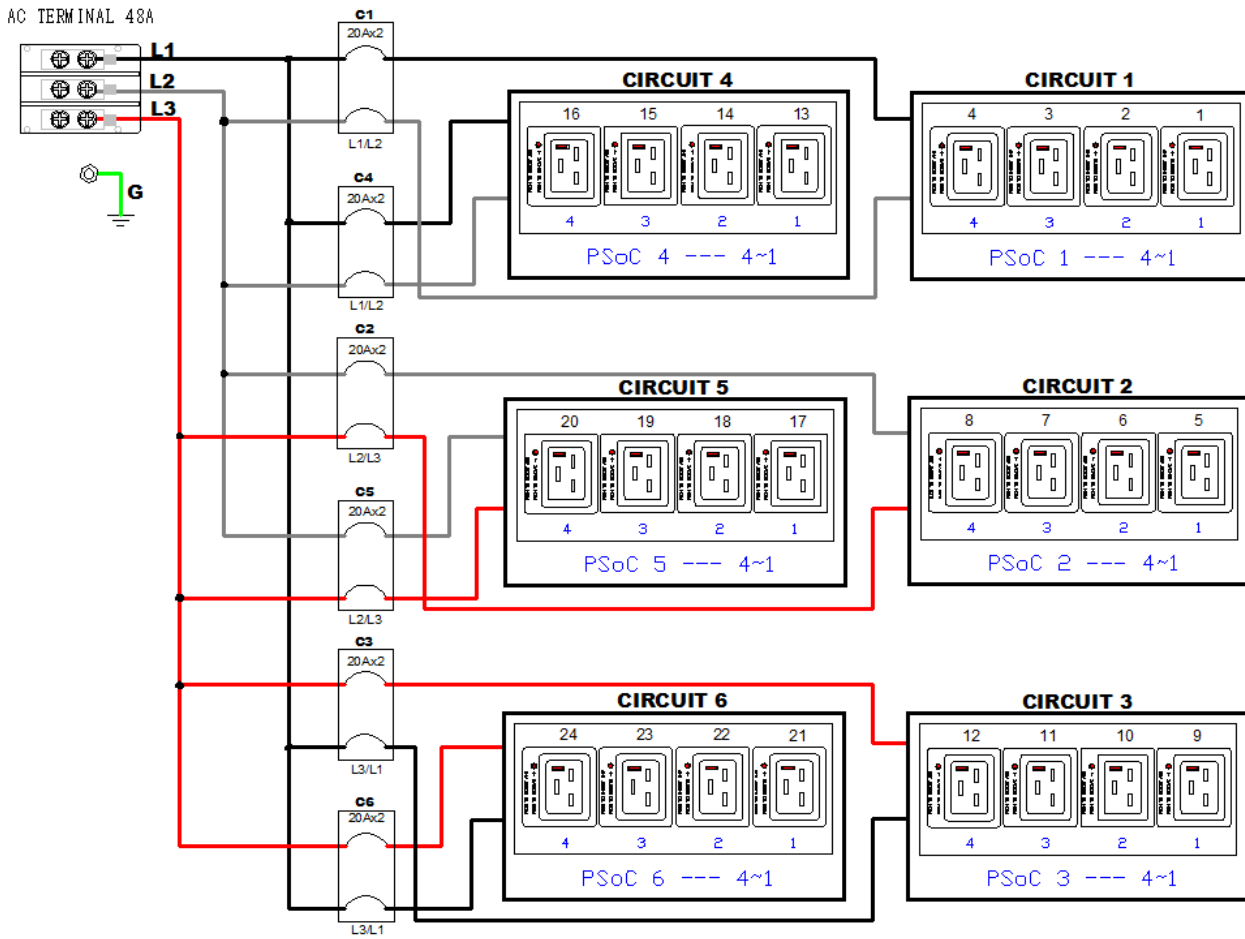
Regulatory Approvals	UL Listed, Canada ICES-003, Class A Part 15 Class A of the FCC rules RoHS compliant
Warranty	Standard 2 years manufacturer warranty

CONTROL PANEL

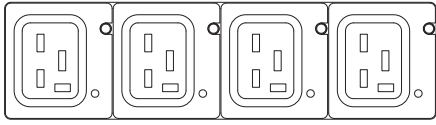
Dimension: 188mm x 43mm



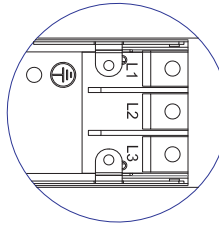
ELECTRICAL (ONE LINE) DIAGRAM



MECHANICAL DIAGRAM

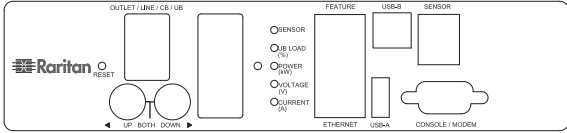


VIEW A

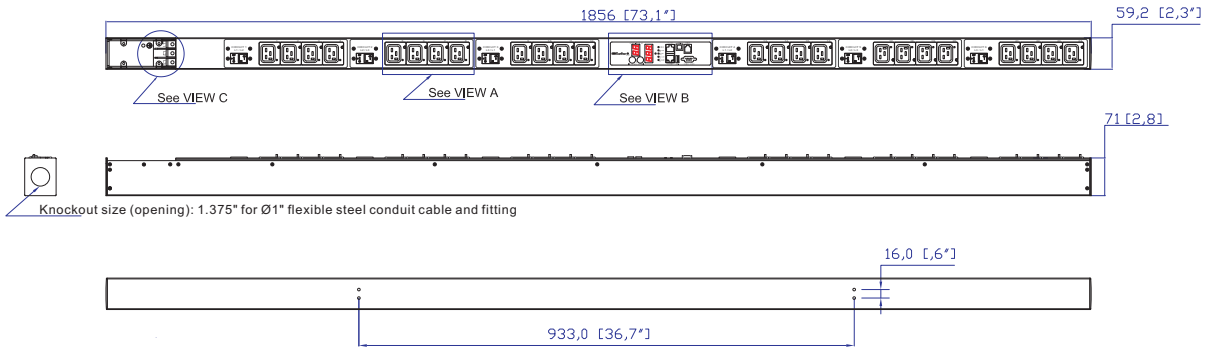


- 1. KST RNBS 22-6 or equivalent terminals for 4 AWG wire
- 2. Inside diameter 6.4mm & Outside diameter 12.2mm terminal ring for M6 screw

VIEW C



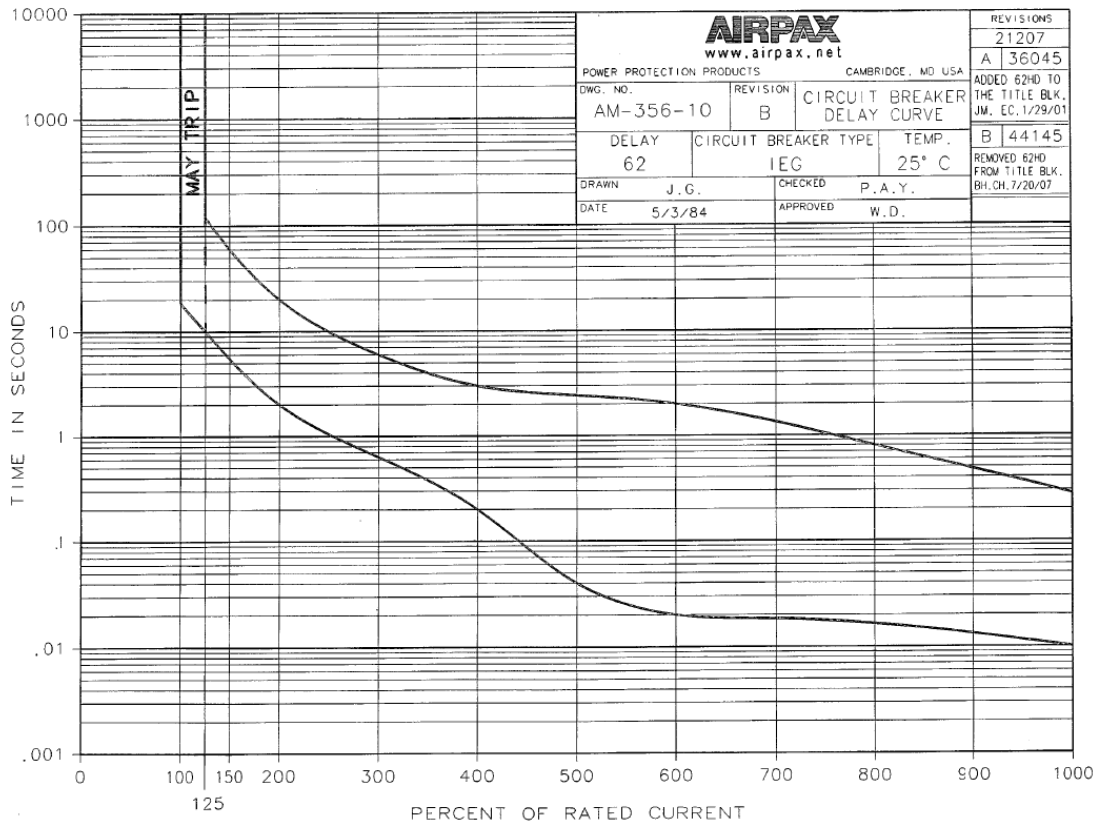
VIEW B



NOTES:
1. ALL DIMENSIONS ARE MILLIMETERS [INCHES].

Raritan www.raritan.com		PROJECTION THIRD ANGLE	DO NOT SCALE DRAWING	TITLE:
		SHEET 1 OF 1		iPDU Zero U
DRAWN : Eva Lin Jan. 23. 2014 ENGINEER: Siang Hung Jan. 23. 2014 APPROVED: Tom Hsueh Jan. 23. 2014		THIS DRAWING AND SPECIFICATIONS HEREIN ARE THE PROPERTY OF RARITAN, INC. AND SHALL NOT BE COPIED, REPRODUCED OR USED, IN WHOLE OR IN PART, AS THE BASIS FOR THE MANUFACTURE OR SALE OF ITEMS WITHOUT WRITTEN PERMISSION FROM RARITAN, INC. THIS DRAWING IS BASED UPON LATEST AVAILABLE INFORMATION AND IS SUBJECT TO CHANGE WITHOUT NOTICE.		Three phase 48A / 208-240V Plug Type: 48A Terminal 3P Outlet Type: (24) Locking IEC320 C19
		DWG NO. MPX2-4695YU-E2N2P1V2		REV. A

TRIP CURVE



C-1009-1 5/98 32556

0
0