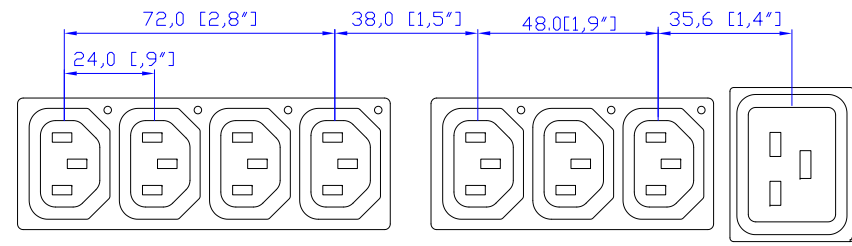
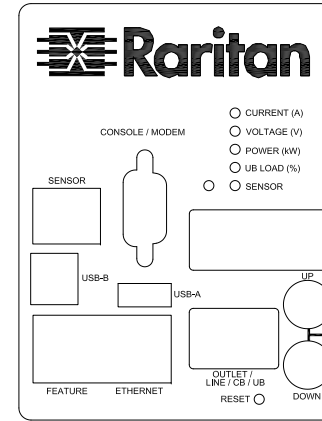


NEMA L6-30P

VIEW A

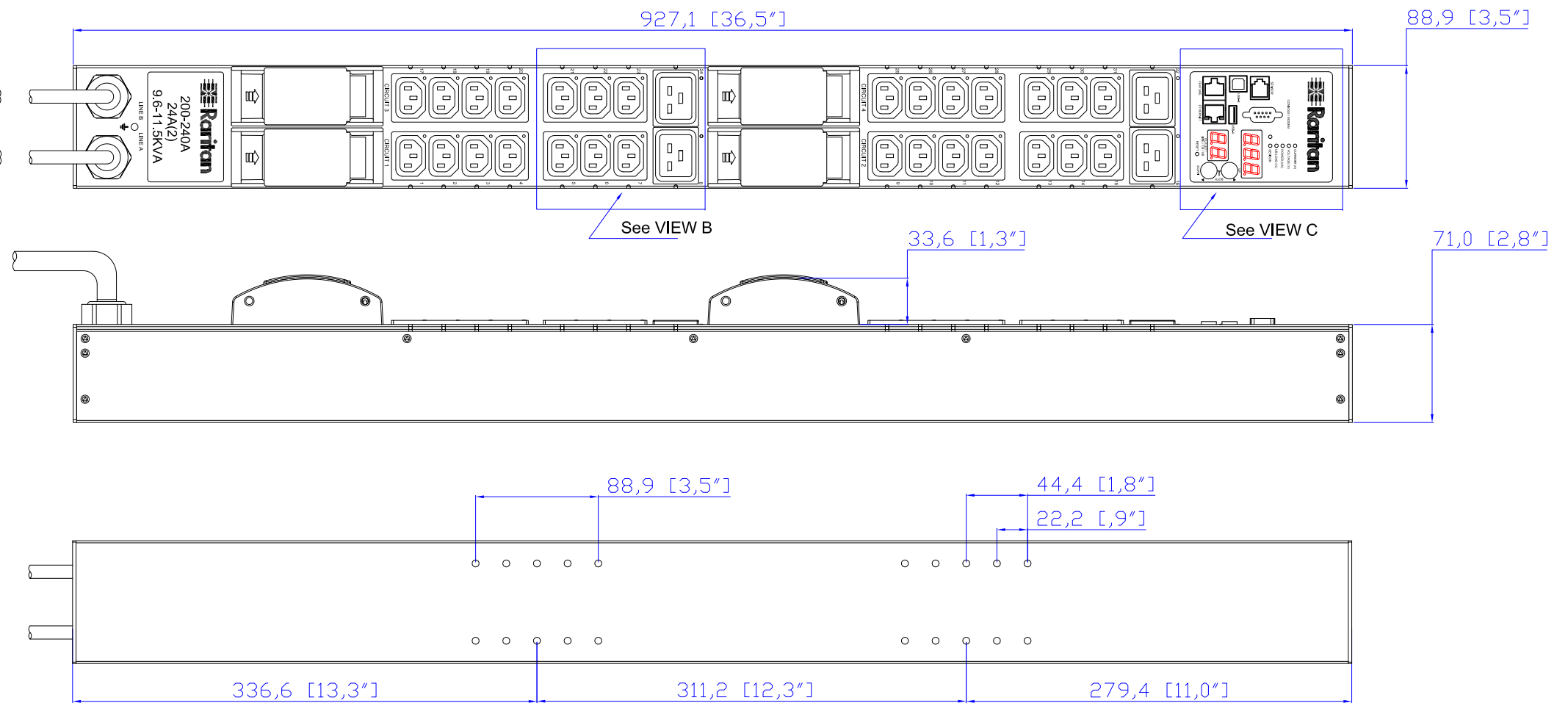
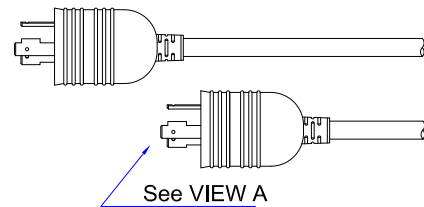


VIEW B



VIEW C

NEMA L6-30PX2



NOTES:
ALL DIMENSIONS ARE MILLIMETERS[INCHES].



DRAWN :	EVA LIN	Aug. 25,2011
ENGINEER:	Sam_L	Aug. 25,2011
APPROVED:	Tom_H	Aug. 25,2011

PROJECTION
THIRD ANGLE
DO NOT SCALE DRAWING
SHEET 1 OF 1

THIS DRAWING AND SPECIFICATIONS HEREIN ARE THE PROPERTY OF RARITAN, Inc. AND SHALL NOT BE COPIED, REPRODUCED OR USED, IN WHOLE OR IN PART, AS THE BASIS FOR THE MANUFACTURE OR SALE OF ITEMS WITHOUT WRITTEN PERMISSION FROM RARITAN, Inc. THIS DRAWING IS BASED UPON LATEST AVAILABLE INFORMATION AND IS SUBJECT TO CHANGE WITHOUT NOTICE.

TITLE:
iPDU Zero U,
Single Phase, 24A(2)/200V-220V,
Input: NEMA L6-30P X2 ,
Output : (28) IEC320 C13,(4)IEC320 C19
DWG NO.
MPX2-5383X2 & MPX2-4383X2
REV.
A