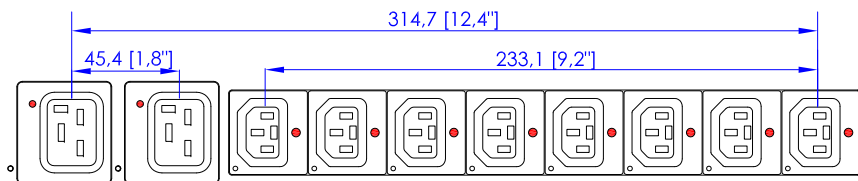
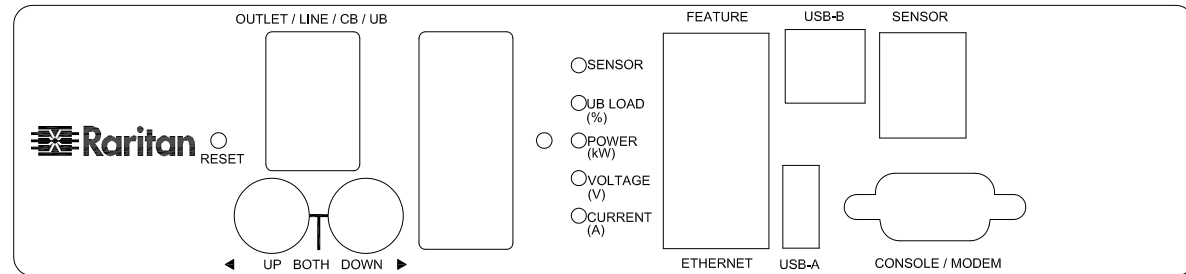




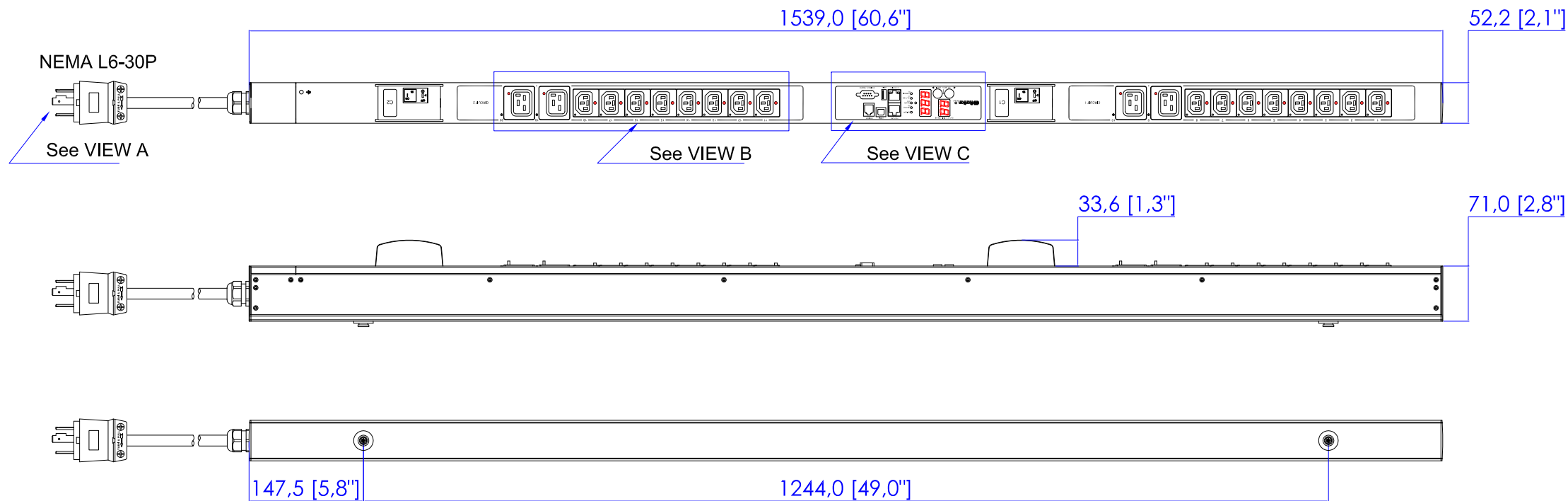
NEMA L6-30P  
VIEW A



VIEW B



VIEW C



NOTES:  
1. ALL DIMENSIONS ARE MILLIMETERS [INCHES].



DRAWN : EVA LIN      01c. 08, 2014  
ENGINEER: Kenny\_C    01c. 08, 2014  
APPROVED: Tom\_H     01c. 08, 2014



DO NOT SCALE DRAWING  
SHEET 1 OF 1

THIS DRAWING AND SPECIFICATIONS HEREIN ARE THE PROPERTY OF RARITAN, Inc. AND SHALL NOT BE COPIED, REPRODUCED OR USED, IN WHOLE OR IN PART, AS THE BASIS FOR THE MANUFACTURE OR SALE OF ITEMS WITHOUT WRITTEN PERMISSION FROM RARITAN, Inc. THIS DRAWING IS BASED UPON LATEST AVAILABLE INFORMATION AND IS SUBJECT TO CHANGE WITHOUT NOTICE.

TITLE: iPDU Zero U,  
Single Phase, 24A/200-240V,  
Plug Type: NEMA L6-30P  
Output Type: (16)IEC320 Locking C13  
(4)IEC320 Locking C19

DWG NO. **MPX2-5464U-E2 & MPX2-4464U-E2**      REV. **A**