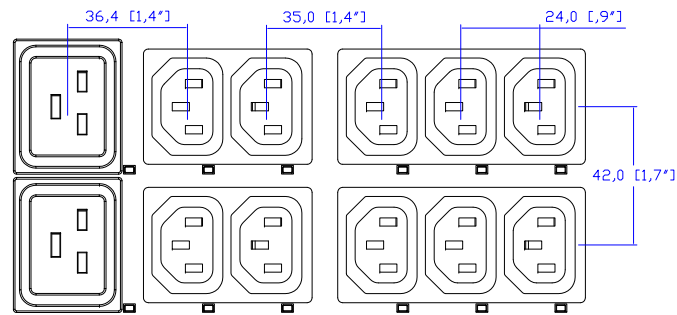
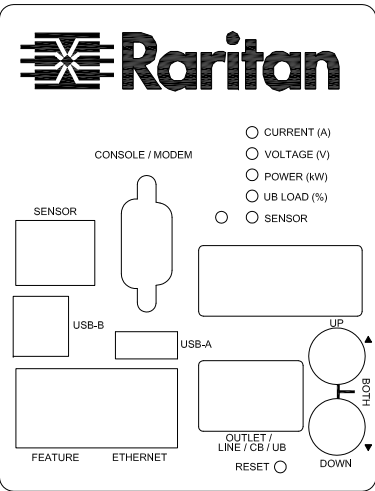


NEMA L6-30P PSE

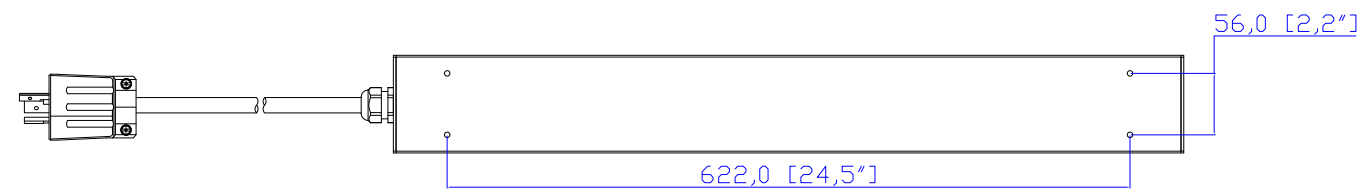
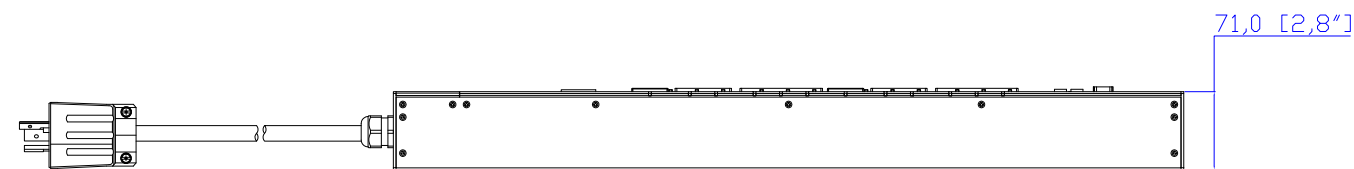
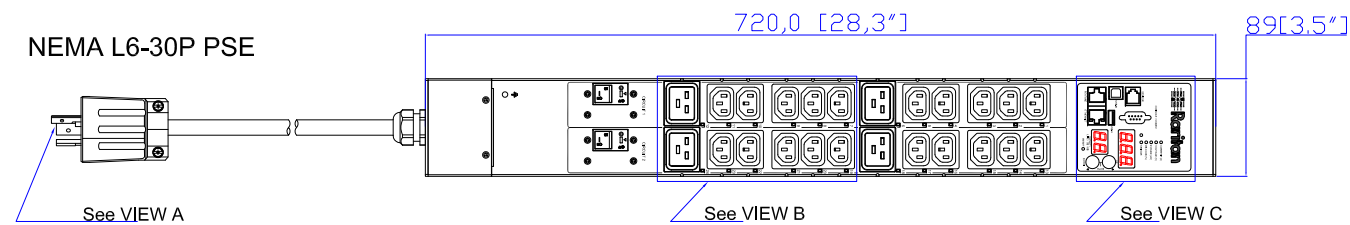
VIEW A



VIEW B



VIEW C



NOTES:
1. ALL DIMENSIONS ARE MILLIMETERS [INCHES].



DO NOT SCALE DRAWING

SHEET 1 OF 1

THIS DRAWING AND SPECIFICATIONS HEREIN ARE THE PROPERTY OF RARITAN, Inc. AND SHALL NOT BE COPIED, REPRODUCED OR USED, IN WHOLE OR IN PART, AS THE BASIS FOR THE MANUFACTURE OR SALE OF ITEMS WITHOUT WRITTEN PERMISSION FROM RARITAN, Inc. THIS DRAWING IS BASED UPON LATEST AVAILABLE INFORMATION AND IS SUBJECT TO CHANGE WITHOUT NOTICE.

TITLE:
iPDU Zero U,
Single Phase, 30A/200V,
Plug Type : NEMA L6-30P PSE ,
Output Type:(20) IEC320 C13,(4) IEC320 C19

DWG NO. **MPX2-5497JV-N2 & MPX2-4497JV-N2** REV. **0A**

DRAWN : EVALin	Oct. 15, 2014
ENGINEER: Kenny_C	Oct. 15, 2014
APPROVED: Tom_H	Oct. 15, 2014