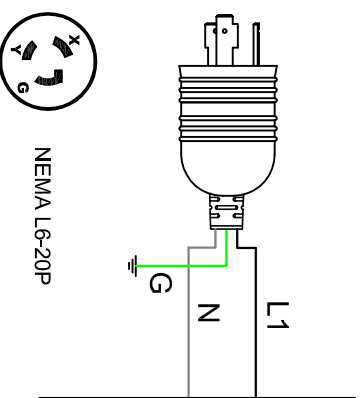
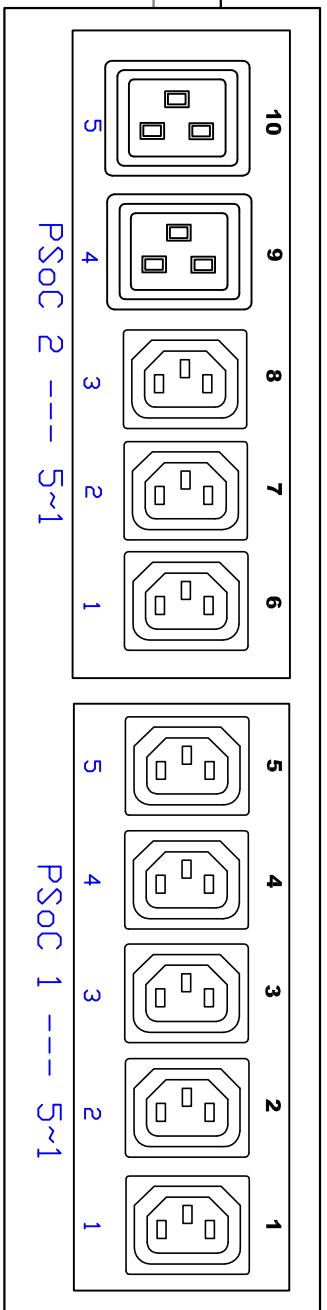


LINE A

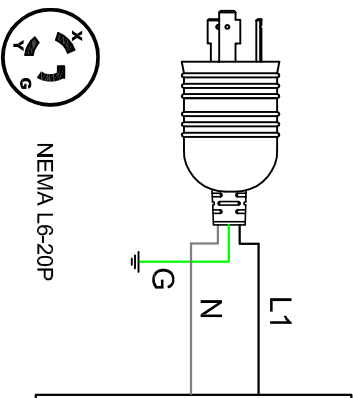


NEMA L6-20P

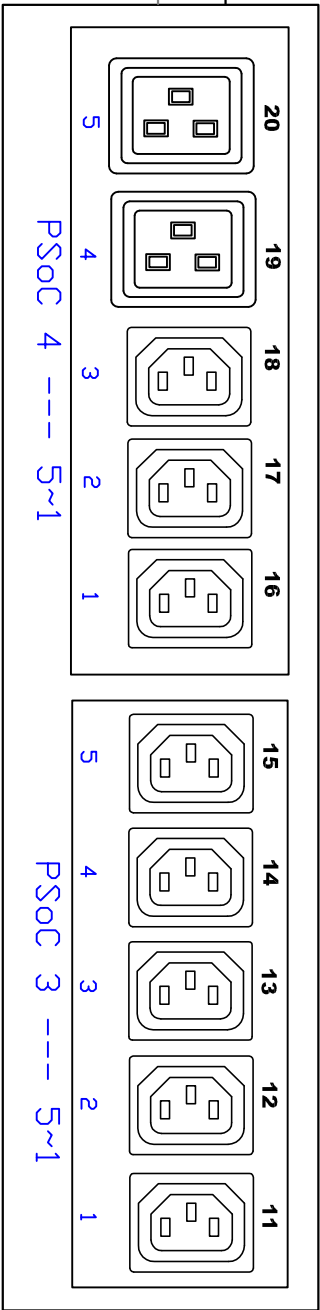


CIRCUIT 1

LINE B



NEMA L6-20P

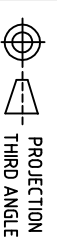


CIRCUIT 2



www.raritan.com

DRAWN : Tomy	MAY/11/2012
ENGINEER: Kevin.Chu	MAY/11/2012
APPROVED: Alex.Lee	MAY/11/2012



PROJECTION
THIRD ANGLE

DO NOT SCALE DRAWING
SHEET 1 OF 1

THIS DRAWING AND SPECIFICATIONS HEREIN ARE THE PROPERTY OF RARITAN, INC. AND SHALL NOT BE COPIED, REPRODUCED OR USED, IN WHOLE OR IN PART, AS THE BASIS FOR THE MANUFACTURE OR SALE OF ITEMS WITHOUT WRITTEN PERMISSION FROM RARITAN, INC. THIS DRAWING IS BASED UPON LATEST AVAILABLE INFORMATION AND IS SUBJECT TO CHANGE WITHOUT NOTICE.

TITLE:
iPDU 0U, Metered & Switched, Single phase
16A / 200 220V
Input : NEMA L6-20P x 2
Output : (16) C13 (4) C19

DWG NO. **TPX2-5746X2**

REV.
A