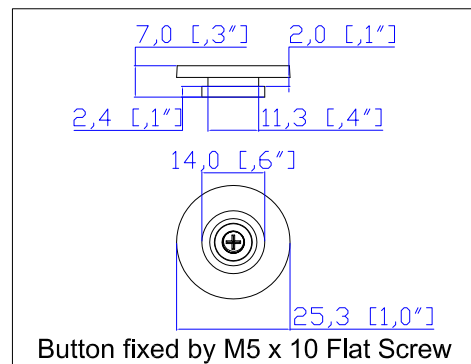




- NOTES:
1. INSTALLATION SHALL COMPLY WITH ALL APPLICABLE NATIONAL, STATE AND LOCAL CODES.
 2. PLEASE REFER TO PRODUCT DOCUMENTATION FOR FURTHER INFORMATION.
 3. UNLESS OTHERWISE SPECIFIED, ALL DIMENSIONS ARE IN MILLIMETERS (INCHES).
 4. MOUNTING BUTTON IS AN ALTERNATIVE MOUNTING METHOD TO THE TOOLLESS MOUNT FOR 3RD PARTY ENCLOSURE. BUTTON IS PROVIDED WITH THE UNIT. DETAILED INSTALLATION INSTRUCTIONS CAN BE FOUND IN THE PROVIDED MANUAL.
 5. BRACKET KITS TO MOUNT TO SPECIFIC 3RD PARTY ENCLOSURES ARE AVAILABLE AS OPTIONS.
 6. RARITAN STANDARD LENGTH OF THE CORD IS 3000MM +/- 70MM.
 7. DIMENSION TOLERANCE: LENGTH +/- 3MM, WIDTH +/- 1MM, DEPTH +/- 0.5MM.



<div><div><div>Raritan[®]</div><div>A brand of </div></div></div>			<div>PROJECTION THIRD ANGLE</div>	<div>DO NOT SCALE DRAWING</div> <div>SHEET 1 OF 1</div>	<div>SPECIFICATION</div> <div>iPDU Zero U 380-415V 3Φ-Y, 40A Plug Type: 40A Terminal 3PY Outlet Type: C13 (38), C19 (12)</div>	
Drawing Maker: Eva Lin	Feb. 17, 2022	<div>THIS DRAWING AND SPECIFICATIONS HEREIN ARE THE PROPERTY OF RARITAN, Inc. AND SHALL NOT BE COPIED, REPRODUCED OR USED, IN WHOLE OR IN PART, AS THE BASIS FOR THE MANUFACTURE OR SALE OF ITEMS WITHOUT WRITTEN PERMISSION FROM RARITAN, Inc. THIS DRAWING IS BASED UPON LATEST AVAILABLE INFORMATION AND IS SUBJECT TO CHANGE WITHOUT NOTICE.</div>	DWG NO.	MPX3-113AYU-01V2		
Design Engineer: Eva Lin	Feb. 17, 2022		MODEL NO.	PX3-113AYU-01V2		
Approver: Tom_H	Feb. 17, 2022			REV. 2B		