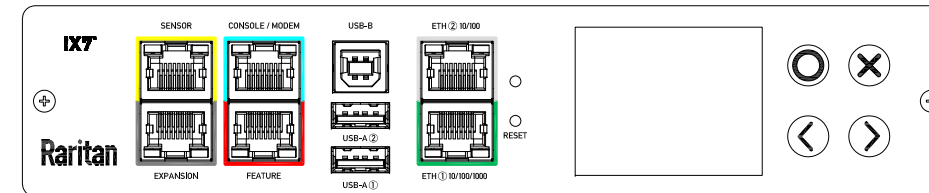
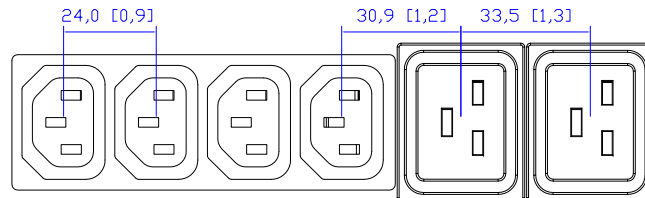


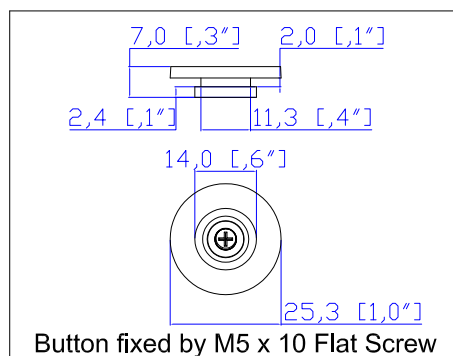

- 1. KST RNBS 5-5 or equivalent terminals for 10 AWG Wire
- 2. Inside diameter 5.3 mm & Outside diameter 8.9 mm terminal ring for M5 screw



Terminal Connection Diagram

VIEW A

VIEW B



- NOTES:
1. INSTALLATION SHALL COMPLY WITH ALL APPLICABLE NATIONAL, STATE AND LOCAL CODES.
  2. PLEASE REFER TO PRODUCT DOCUMENTATION FOR FURTHER INFORMATION.
  3. UNLESS OTHERWISE SPECIFIED, ALL DIMENSIONS ARE IN MILLIMETERS (INCHES).
  4. MOUNTING BUTTON IS AN ALTERNATIVE MOUNTING METHOD TO THE TOOLLESS MOUNT FOR 3RD PARTY ENCLOSURE. BUTTON IS PROVIDED WITH THE UNIT. DETAILED INSTALLATION INSTRUCTIONS CAN BE FOUND IN THE PROVIDED MANUAL.
  5. BRACKET KITS TO MOUNT TO SPECIFIC 3RD PARTY ENCLOSURES ARE AVAILABLE AS OPTIONS.
  6. LENGTH OF THE CORD IS 3000MM +/- 70MM
  7. DIMENSION TOLERANCE: LENGTH +/- 3MM, WIDTH +/- 1MM, DEPTH +/- 0.5MM

**Raritan**  
A brand of **legrand**

PROJECTION  
THIRD ANGLE

DO NOT SCALE DRAWING  
**SHEET 1 OF 1**

THIS DRAWING AND SPECIFICATIONS HEREIN ARE THE PROPERTY OF RARITAN, Inc. AND SHALL NOT BE COPIED, REPRODUCED OR USED, IN WHOLE OR IN PART, AS THE BASIS FOR THE MANUFACTURE OR SALE OF ITEMS WITHOUT WRITTEN PERMISSION FROM RARITAN, Inc. THIS DRAWING IS BASED UPON LATEST AVAILABLE INFORMATION AND IS SUBJECT TO CHANGE WITHOUT NOTICE.

TITLE: iPDU Zero U  
Three Phase, 32A/380-415V  
Plug Type: 32A Terminal 3PY  
Outlet Type: C13 (24), C19 (12)

DWG NO. MPX3-1730XV-V2 M5

MODEL NO. PX3-1730XV-V2 & PX3-1730XV-V2M5

REV. **2A**

Drawing Maker: EVA LIN Apr. 23, 2018  
Design Engineer: Sam\_L Apr. 23, 2018  
Approver: Tom\_H Apr. 23, 2018