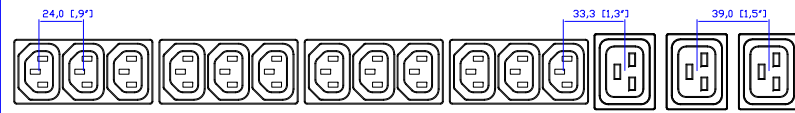
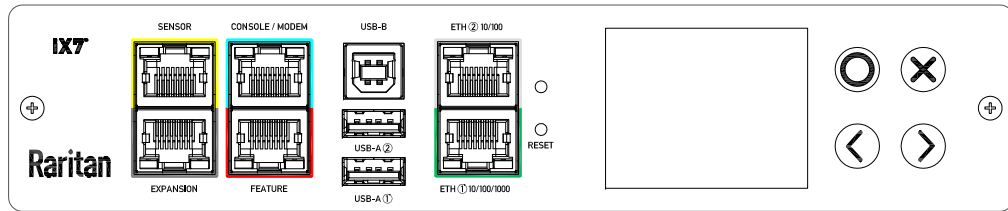


NEMA L6-30P PSE

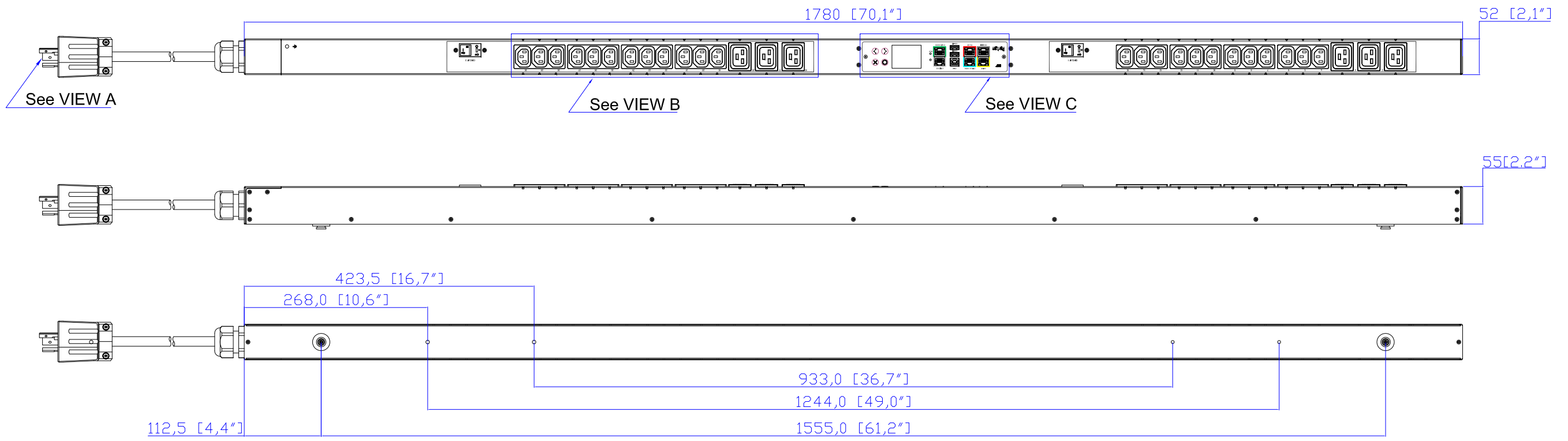
VIEW A



VIEW B

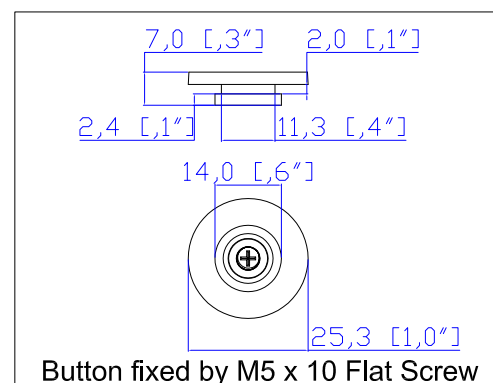


VIEW C



NOTES:

1. INSTALLATION SHALL COMPLY WITH ALL APPLICABLE NATIONAL, STATE AND LOCAL CODES.
2. PLEASE REFER TO PRODUCT DOCUMENTATION FOR FURTHER INFORMATION.
3. UNLESS OTHERWISE SPECIFIED, ALL DIMENSIONS ARE IN MILLIMETERS (INCHES).
4. MOUNTING BUTTON IS AN ALTERNATIVE MOUNTING METHOD TO THE TOOLLESS MOUNT FOR 3RD PARTY ENCLOSURE. BUTTON IS PROVIDED WITH THE UNIT. DETAILED INSTALLATION INSTRUCTIONS CAN BE FOUND IN THE PROVIDED MANUAL.
5. BRACKET KITS TO MOUNT TO SPECIFIC 3RD PARTY ENCLOSURES ARE AVAILABLE AS OPTIONS.
6. LENGTH OF THE CORD IS 3000MM +/- 70MM
7. DIMENSION TOLERANCE: LENGTH +/- 3MM, WIDTH +/- 1MM, DEPTH +/- 0.5MM



<p>A brand of  Legrand</p>		PROJECTION THIRD ANGLE	DO NOT SCALE DRAWING <b>SHEET 1 OF 1</b>	TITLE: iPDU Zero U Single Phase, 30A/200V Plug Type: NEMA L6-30P PSE Outlet Type: C13 (24), C19 (6)
		THIS DRAWING AND SPECIFICATIONS HEREIN ARE THE PROPERTY OF RARITAN, Inc. AND SHALL NOT BE COPIED, REPRODUCED OR USED, IN WHOLE OR IN PART, AS THE BASIS FOR THE MANUFACTURE OR SALE OF ITEMS WITHOUT WRITTEN PERMISSION FROM RARITAN, Inc. THIS DRAWING IS BASED UPON LATEST AVAILABLE INFORMATION AND IS SUBJECT TO CHANGE WITHOUT NOTICE.		
Drawing Maker:	Tom Hsueh	Feb. 02. 2018		DWG NO. MPX3-1870JV
Design Engineer:	Sam Liu	Feb. 02. 2018		MODEL NO.
Approver:	Tom Hsueh	Feb. 02. 2018		PX3-1870JV & PX3-1870JV-M5 REV. <b>2B</b>