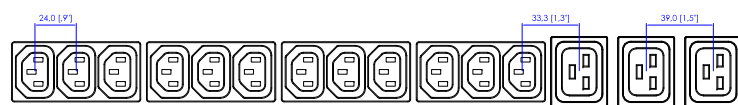
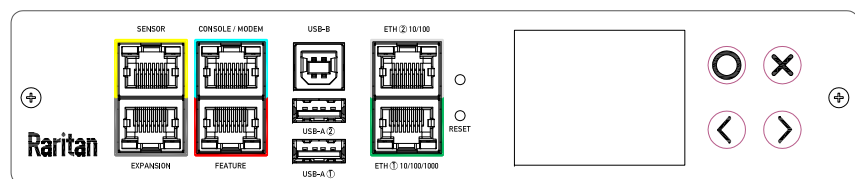


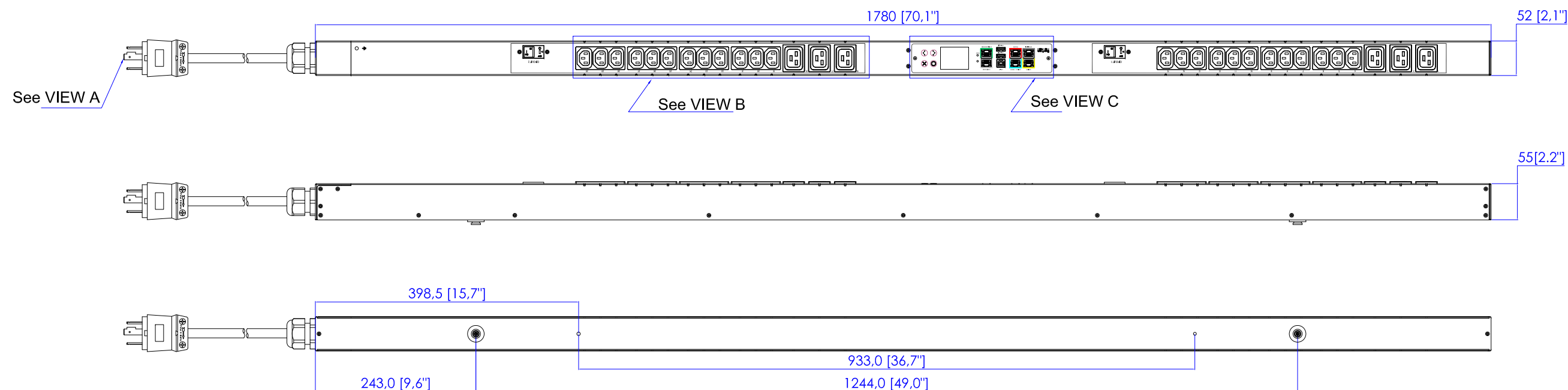
NEMA L6-30P
VIEW A



VIEW B



VIEW C



NOTES:

1. INSTALLATION SHALL COMPLY WITH ALL APPLICABLE NATIONAL, STATE AND LOCAL CODES.
2. PLEASE REFER TO PRODUCT DOCUMENTATION FOR FURTHER INFORMATION.
3. UNLESS OTHERWISE SPECIFIED, ALL DIMENSIONS ARE IN MILLIMETERS (INCHES).
4. MOUNTING BUTTON IS AN ALTERNATIVE MOUNTING METHOD TO THE TOOLLESS MOUNT FOR 3RD PARTY ENCLOSURE. BUTTON IS PROVIDED WITH THE UNIT. DETAILED INSTALLATION INSTRUCTIONS CAN BE FOUND IN THE PROVIDED MANUAL.
5. BRACKET KITS TO MOUNT TO SPECIFIC 3RD PARTY ENCLOSURES ARE AVAILABLE AS OPTIONS.
6. LENGTH OF THE CORD IS 3000MM +/- 70MM
7. DIMENSION TOLERANCE: LENGTH +/- 3MM, WIDTH +/- 1MM, DEPTH +/- 0.5MM
8. REFER TO THE TABLE FOR DETAIL CORD LENGTH DEFINITION

Option	Description	Values
A0-A18	Length of the line cord	None: Default (3 Meter) A0=0 Meter (inlet only, no power cord) A18=0.5 Meter A13=0.6 Meter (2ft) A7=1 Meter A1=1.5 Meter A16=1.8 Meter A2=2 Meter A8=2.5 Meter A14=2.6 Meter A3=3 Meter A9=3.5 Meter A6=4 Meter A5=4.5 Meter A6=5 Meter A15=5.5 Meter A12=6 Meter A11=6 Meter A10=8 Meter A17=10 Meter Note: For inline meters, double Ax will be used, first Ax is for the input cords, and the 2nd Ax is for the output cords.



Drawing Maker:	EVA LIN	Dec. 22, 2016
Design Engineer:	Sam_L	Dec. 22, 2016
Approver:	Tom_H	Dec. 22, 2016



DO NOT SCALE DRAWING
SHEET 1 OF 1

THIS DRAWING AND SPECIFICATIONS HEREIN ARE THE PROPERTY OF RARITAN, Inc. AND SHALL NOT BE COPIED, REPRODUCED OR USED, IN WHOLE OR IN PART, AS THE BASIS FOR THE MANUFACTURE OR SALE OF ITEMS WITHOUT WRITTEN PERMISSION FROM RARITAN, Inc. THIS DRAWING IS BASED UPON LATEST AVAILABLE INFORMATION AND IS SUBJECT TO CHANGE WITHOUT NOTICE.

TITLE:
iPDU Zero U
Single Phase, 24 A/200-240V
Plug Type: NEMA L6-30P
Outlet Type: C13 (24), C19 (6)

DWG NO. **PX3-1870V**

REV. **0A**