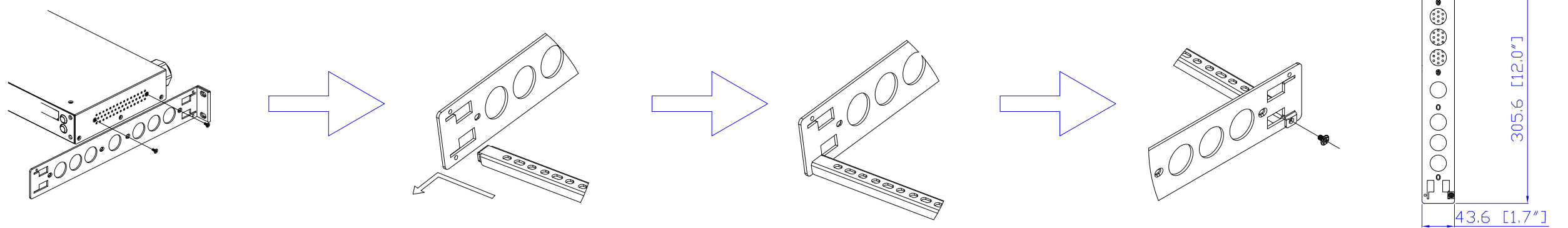
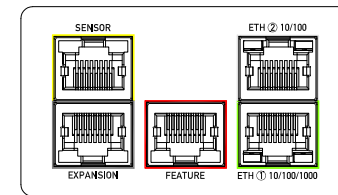


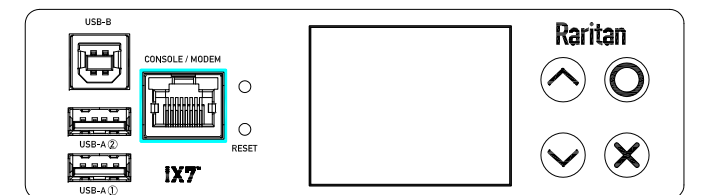
IEC60309 32A
VIEW A



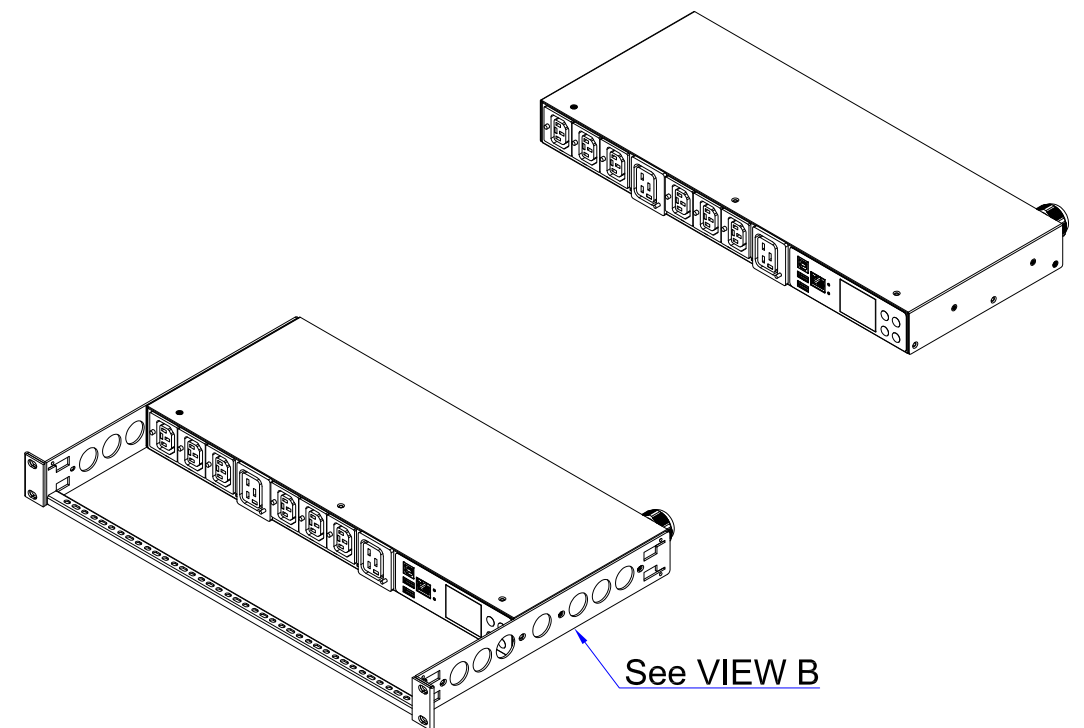
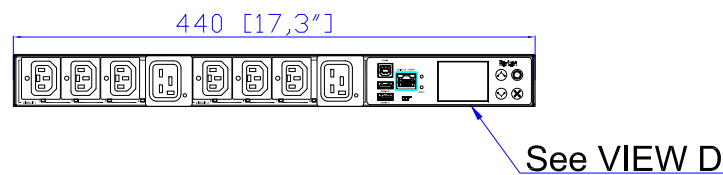
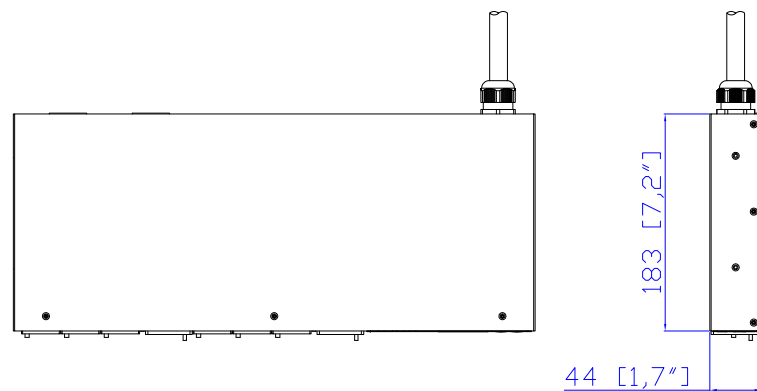
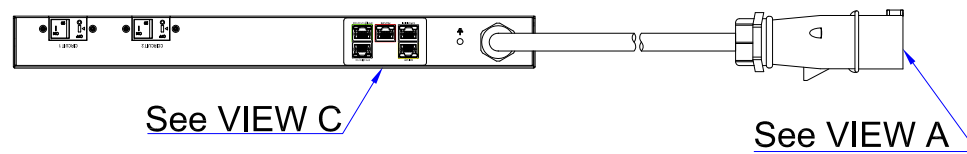
VIEW B



VIEW C



VIEW D



- NOTES:
1. INSTALLATION SHALL COMPLY WITH ALL APPLICABLE NATIONAL, STATE AND LOCAL CODES.
 2. PLEASE REFER TO PRODUCT DOCUMENTATION FOR FURTHER INFORMATION.
 3. UNLESS OTHERWISE SPECIFIED, ALL DIMENSIONS ARE IN MILLIMETERS (INCHES).
 4. MOUNTING BUTTON IS AN ALTERNATIVE MOUNTING METHOD TO THE TOOLLESS MOUNT FOR 3RD PARTY ENCLOSURE. BUTTON IS PROVIDED WITH THE UNIT. DETAILED INSTALLATION INSTRUCTIONS CAN BE FOUND IN THE PROVIDED MANUAL.
 5. BRACKET KITS TO MOUNT TO SPECIFIC 3RD PARTY ENCLOSURES ARE AVAILABLE AS OPTIONS.
 6. RARITAN STANDARD LENGTH OF THE CORD IS 3000MM +/- 70MM
 7. DIMENSION TOLERANCE: LENGTH +/- 3MM, WIDTH +/- 1MM, DEPTH +/- 0.5MM

 A brand of		PROJECTION THIRD ANGLE	DO NOT SCALE DRAWING	TITLE: iPDU One U	
		SHEET 1 OF 1		Single Phase, 32A/200-240V Plug Type: IEC60309 32A Outlet Type: Locking C13 (6), Locking C19 (2)	
Drawing Maker: Tom Hsueh	Mar. 04. 2019	THIS DRAWING AND SPECIFICATIONS HEREIN ARE THE PROPERTY OF RARITAN, Inc. AND SHALL NOT BE COPIED, REPRODUCED OR USED, IN WHOLE OR IN PART, AS THE BASIS FOR THE MANUFACTURE OR SALE OF ITEMS WITHOUT WRITTEN PERMISSION FROM RARITAN, Inc. THIS DRAWING IS BASED UPON LATEST AVAILABLE INFORMATION AND IS SUBJECT TO CHANGE WITHOUT NOTICE.		DWG NO. MPX3-5205R-E2 & MPX3-4205R-E2	
Design Engineer: Tom Hsueh	Mar. 04. 2019			MODEL NO.	
Approver: Tom Hsueh	Mar. 04. 2019			PX3-5205R-E2 & PX3-4205R-E2	
				REV. 2A	