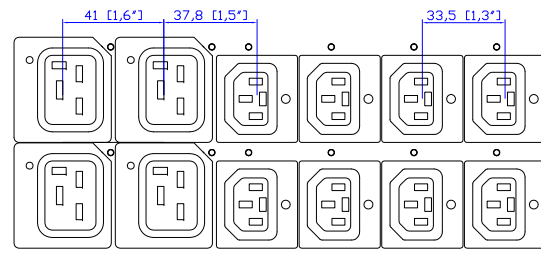
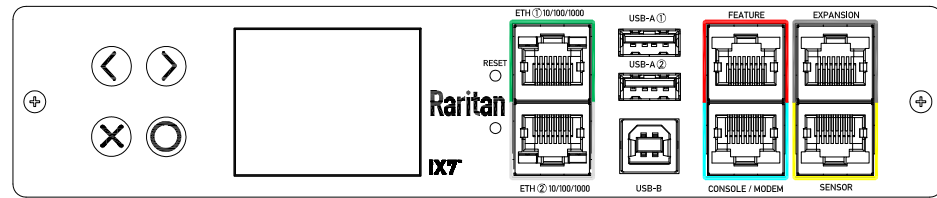


IEC60309 60A 3P

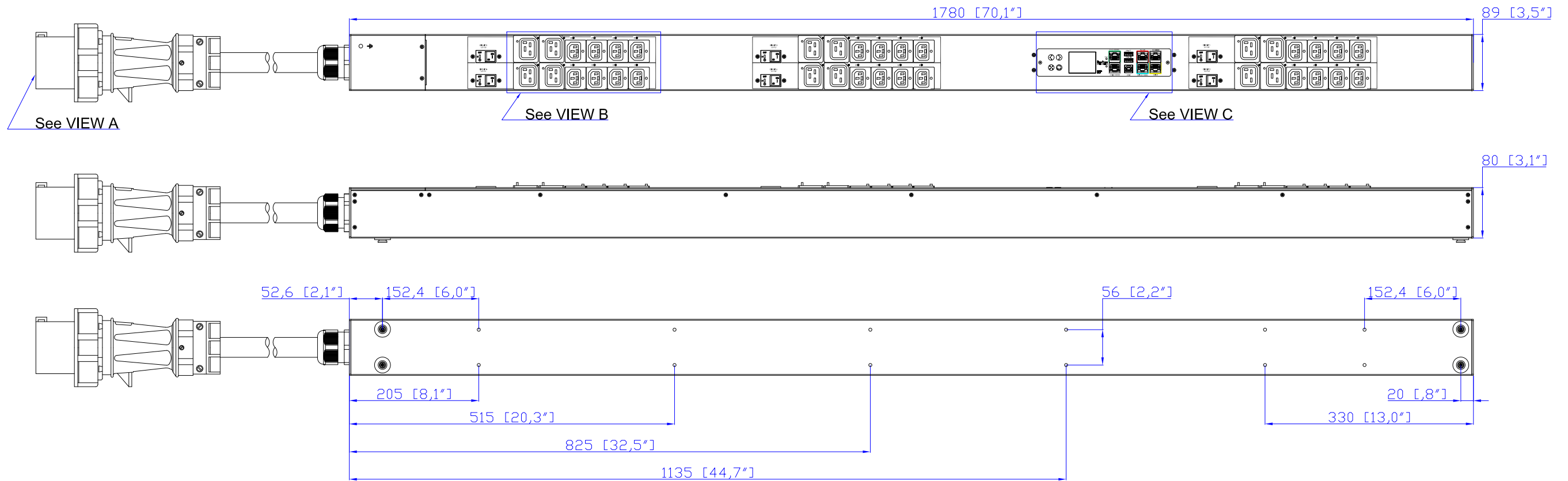
VIEW A



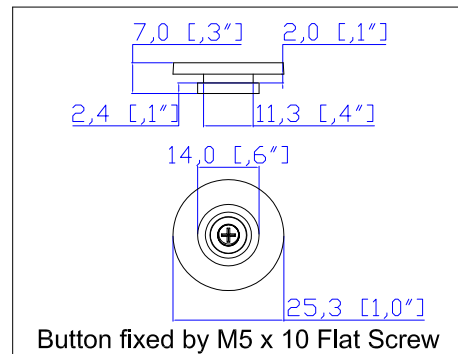
VIEW B



VIEW C



- NOTES:
1. INSTALLATION SHALL COMPLY WITH ALL APPLICABLE NATIONAL, STATE AND LOCAL CODES.
 2. PLEASE REFER TO PRODUCT DOCUMENTATION FOR FURTHER INFORMATION.
 3. UNLESS OTHERWISE SPECIFIED, ALL DIMENSIONS ARE IN MILLIMETERS (INCHES).
 4. MOUNTING BUTTON IS AN ALTERNATIVE MOUNTING METHOD TO THE TOOLLESS MOUNT FOR 3RD PARTY ENCLOSURE. BUTTON IS PROVIDED WITH THE UNIT. DETAILED INSTALLATION INSTRUCTIONS CAN BE FOUND IN THE PROVIDED MANUAL.
 5. BRACKET KITS TO MOUNT TO SPECIFIC 3RD PARTY ENCLOSURES ARE AVAILABLE AS OPTIONS.
 6. LENGTH OF THE CORD IS 3000MM +/- 70MM
 7. DIMENSION TOLERANCE, LENGTH +/-3MM, WIDTH +/-1MM, DEPTH +/-0.5MM



<p>A brand of logrand</p>	PROJECTION THIRD ANGLE	DO NOT SCALE DRAWING SHEET 1 OF 1	TITLE: iPDU Zero U Three phase.48A / 208-240V Plug Type: IEC60309 60A 3P Outlet Type: Locking C13 (24), Locking C19 (12)
	Drawing Maker: EVA LIN Aug. 02, 2019 Approver: Tom_H Aug. 02, 2019	THIS DRAWING AND SPECIFICATIONS HEREIN ARE THE PROPERTY OF RARITAN, Inc. AND SHALL NOT BE COPIED, REPRODUCED OR USED, IN WHOLE OR IN PART, AS THE BASIS FOR THE MANUFACTURE OR SALE OF ITEMS WITHOUT WRITTEN PERMISSION FROM RARITAN, Inc. THIS DRAWING IS BASED UPON LATEST AVAILABLE INFORMATION AND IS SUBJECT TO CHANGE WITHOUT NOTICE.	DWG NO. MPX3-5905V-E2V2 M5 & MPX3-4905V-E2V2 M5 MODEL NO. PX3-5905V-E2V2 & PX3-4905V-E2V2 PX3-5905V-E2V2M5 & PX3-4905V-E2V2M5