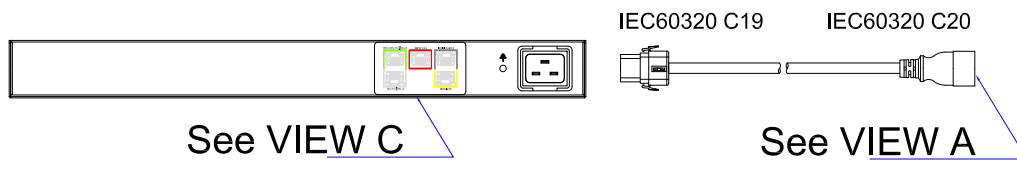


IEC60320 C20

VIEW A

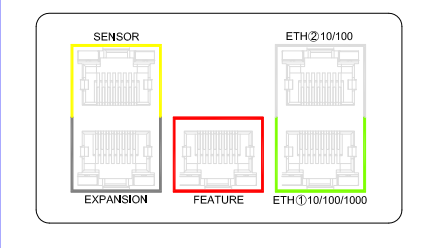
VIEW B

Rear

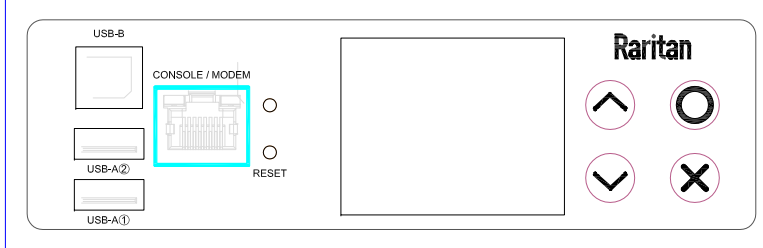


See VIEW C

See VIEW A

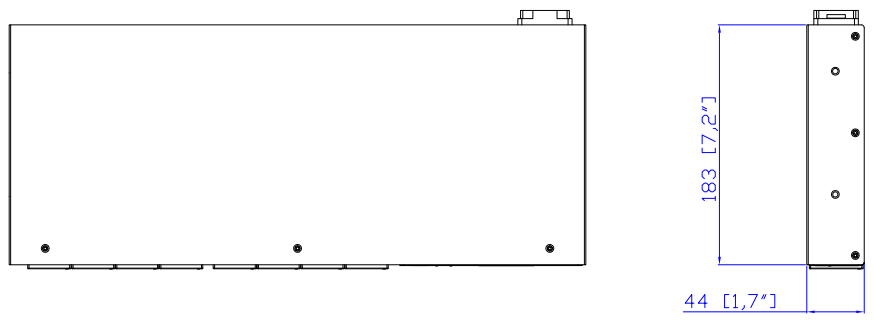


VIEW C



VIEW D

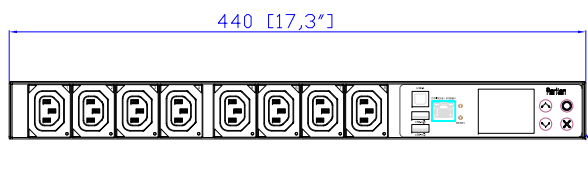
TOP



183 [7.2\"]

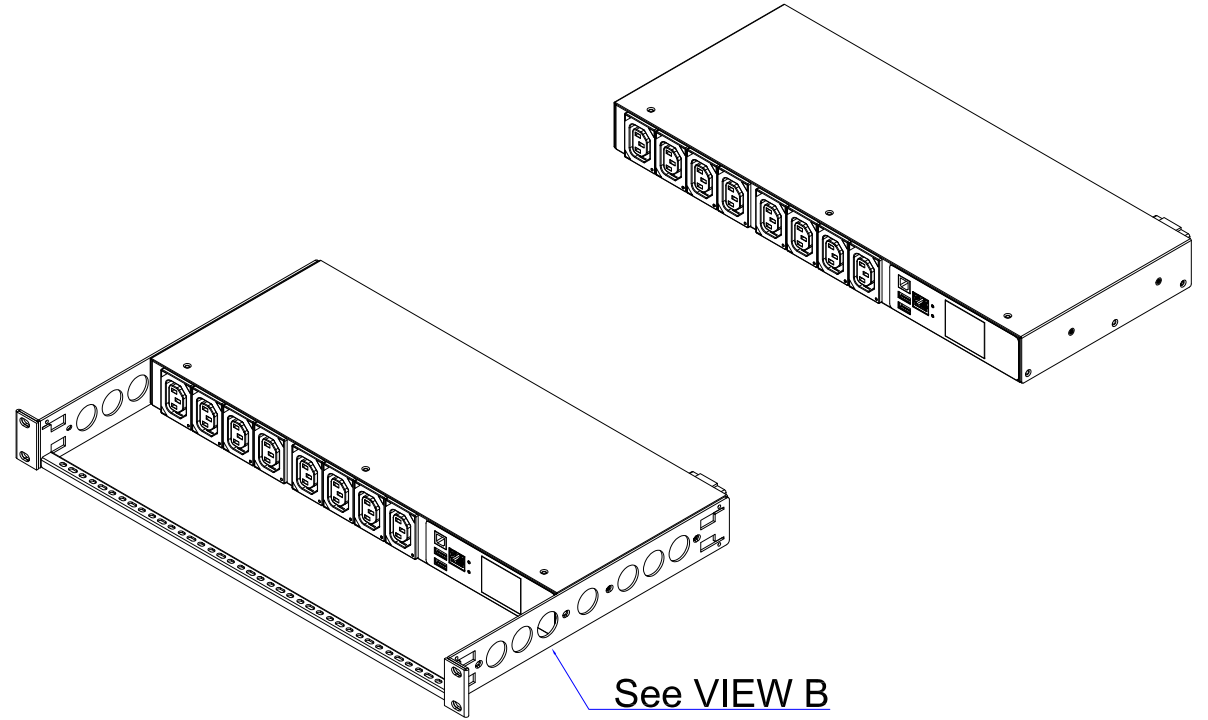
44 [1.7\"]

Front



440 [17.3\"]

See VIEW D



See VIEW B

1. INSTALLATION SHALL COMPLY WITH ALL APPLICABLE NATIONAL, STATE AND LOCAL CODES.
2. PLEASE REFER TO PRODUCT DOCUMENTATION FOR FURTHER INFORMATION.
3. UNLESS OTHERWISE SPECIFIED, ALL DIMENSIONS ARE IN MILLIMETERS (INCHES).
4. MOUNTING BUTTON IS AN ALTERNATIVE MOUNTING METHOD TO THE TOOLLESS MOUNT FOR 3RD PARTY ENCLOSURE.
5. BUTTON IS PROVIDED WITH THE UNIT. DETAILED INSTALLATION INSTRUCTIONS CAN BE FOUND IN THE PROVIDED MANUAL.
6. LENGTH OF THE CORD IS 3000MM+/-70MM.
7. DIMENSION TOLERANCE: LENGTH +/-3MM, WIDTH +/-1MM, DEPTH +/-0.5MM.



PROJECTION THIRD ANGLE

DO NOT SCALE DRAWING  
SHEET 1 OF 1

THIS DRAWING AND SPECIFICATIONS HEREIN ARE THE PROPERTY OF RARITAN, INC. AND SHALL NOT BE COPIED, REPRODUCED OR USED, IN WHOLE OR IN PART, AS THE BASIS FOR THE MANUFACTURE OR SALE OF ITEMS WITHOUT WRITTEN PERMISSION FROM RARITAN, INC. THIS DRAWING IS BASED UPON LATEST AVAILABLE INFORMATION AND IS SUBJECT TO CHANGE WITHOUT NOTICE.

Drawing Maker:	Eva Lin	Aug. 15, 2016
Design Engineer:	Siang_H	Aug. 15, 2016
Approver:	Tom_H	Aug. 15, 2016

TITLE: iPDU One U  
Single Phase, 16A/100V-240V  
Inlet Type: IEC60320 C20  
Plug Type: IEC60320 C20  
Outlet Type: (8)IEC320 C13

DWG NO. **MPX3-5180CR & MPX3-4180CR**

REV. **0A**