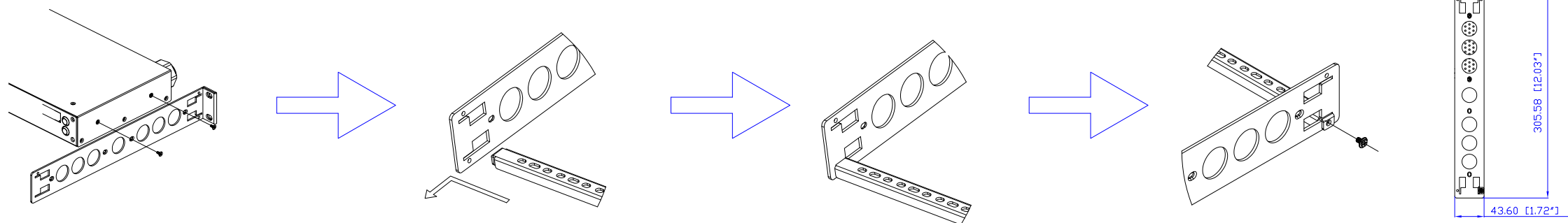


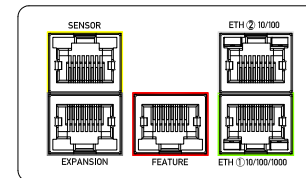
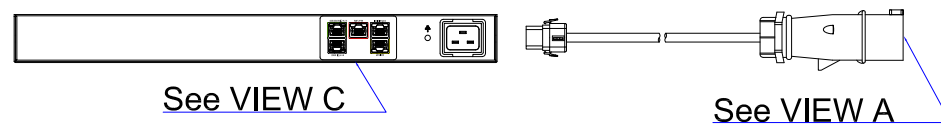
IEC60309 16A

VIEW A

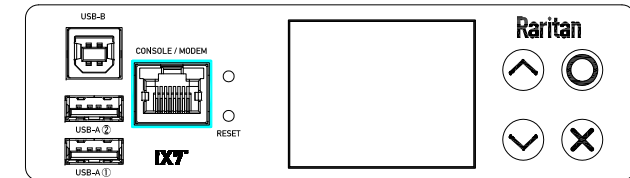


VIEW B

Rear

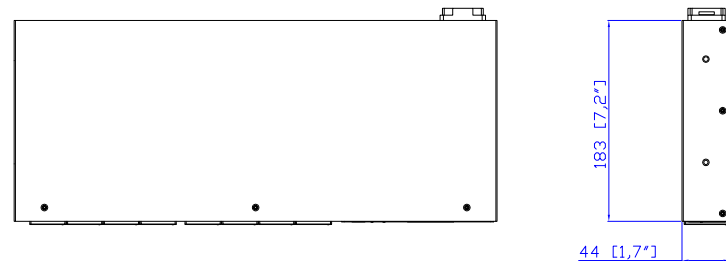


VIEW C

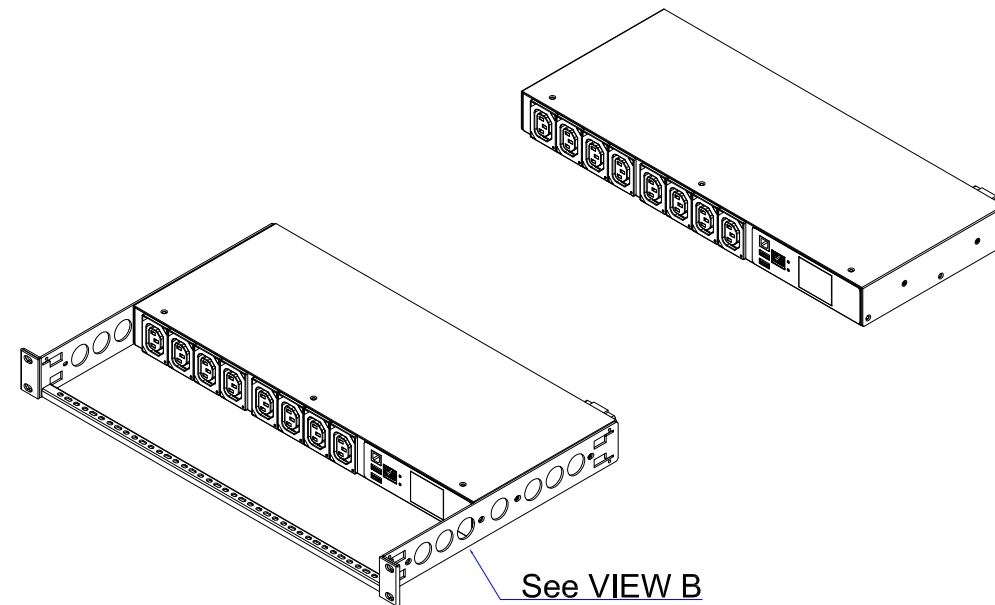
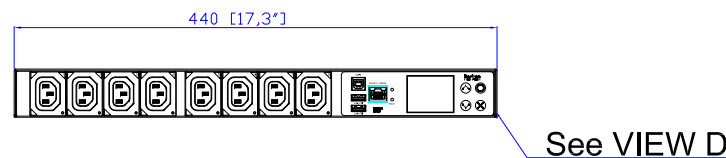


VIEW D

TOP



Front



- NOTES:
1. INSTALLATION SHALL COMPLY WITH ALL APPLICABLE NATIONAL, STATE AND LOCAL CODES.
  2. PLEASE REFER TO PRODUCT DOCUMENTATION FOR FURTHER INFORMATION.
  3. UNLESS OTHERWISE SPECIFIED, ALL DIMENSIONS ARE IN MILLIMETERS (INCHES).
  4. MOUNTING BUTTON IS AN ALTERNATIVE MOUNTING METHOD TO THE TOOLLESS MOUNT FOR 3RD PARTY ENCLOSURE. BUTTON IS PROVIDED WITH THE UNIT. DETAILED INSTALLATION INSTRUCTIONS CAN BE FOUND IN THE PROVIDED MANUAL.
  5. BRACKET KITS TO MOUNT TO SPECIFIC 3RD PARTY ENCLOSURES ARE AVAILABLE AS OPTIONS.
  6. LENGTH OF THE CORD IS 3000MM +/- 70MM
  7. DIMENSION TOLERANCE, LENGTH +/- 3MM, WIDTH +/- 1MM, DEPTH +/- 0.5MM

**Raritan**  
A brand of **Legrand**



DO NOT SCALE DRAWING  
**SHEET 1 OF 1**

THIS DRAWING AND SPECIFICATIONS HEREIN ARE THE PROPERTY OF RARITAN, Inc. AND SHALL NOT BE COPIED, REPRODUCED OR USED, IN WHOLE OR IN PART, AS THE BASIS FOR THE MANUFACTURE OR SALE OF ITEMS WITHOUT WRITTEN PERMISSION FROM RARITAN, Inc. THIS DRAWING IS BASED UPON LATEST AVAILABLE INFORMATION AND IS SUBJECT TO CHANGE WITHOUT NOTICE.

Drawing Maker: Eva Lin Mar. 11, 2019  
Approver: Tom\_H Mar. 11, 2019

TITLE: iPDU One U  
Single Phase, 16A/200-240V  
Inlet Type: IEC60320 C20  
Plug Type: IEC60309 16A  
Outlet Type: C13 (8)

DWG NO: MPX3-5190R-M11 & MPX3-4190R-M11

MODEL NO: **PX3-5190R-M11 & PX3-4190R-M11**

REV. **2A**