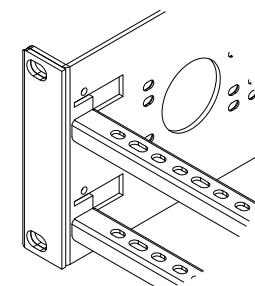
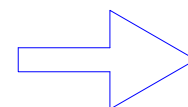
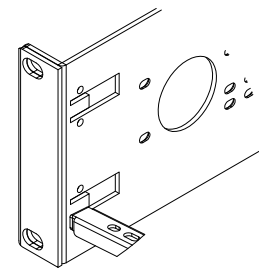
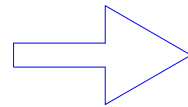
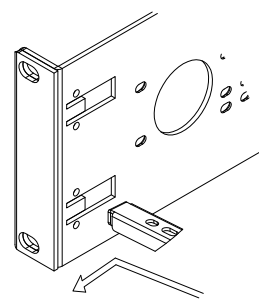



IEC60309 60A 3P

VIEW A

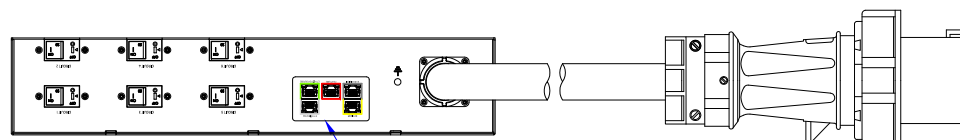


88.1 [3.5"]



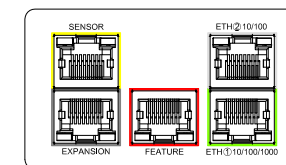
Mounting options

Rear

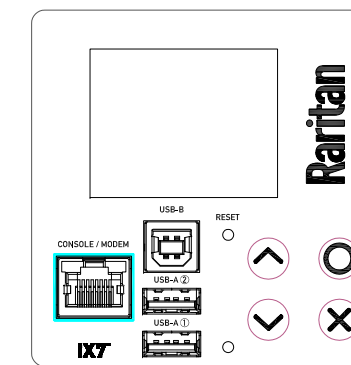


See VIEW B

See VIEW A

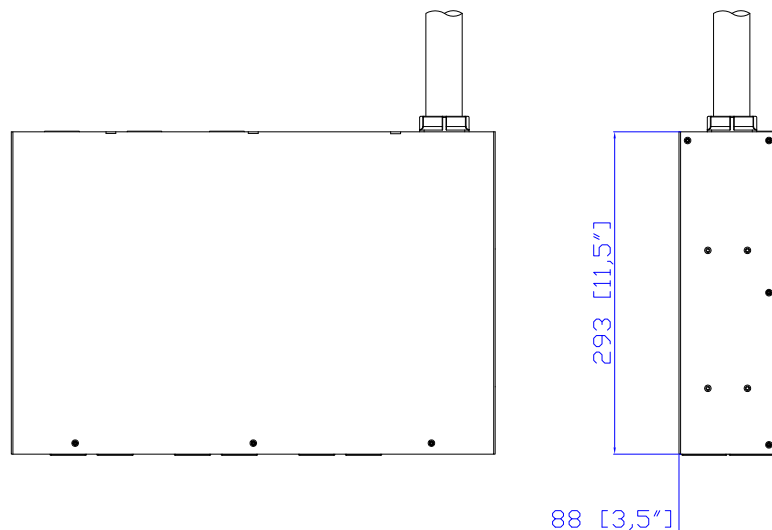


VIEW B



VIEW C

TOP

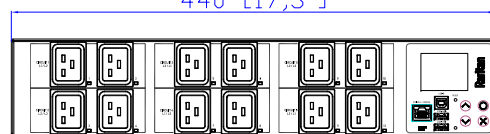


88 [3.5"]

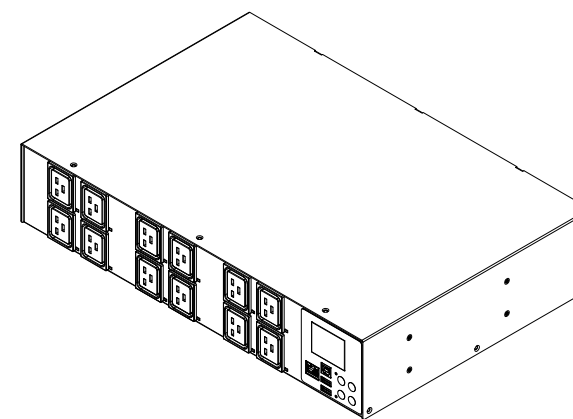
440 [17.3"]

293 [11.5"]

Front



See VIEW C



NOTES:

1. INSTALLATION SHALL COMPLY WITH ALL APPLICABLE NATIONAL, STATE AND LOCAL CODES.
2. PLEASE REFER TO PRODUCT DOCUMENTATION FOR FURTHER INFORMATION.
3. UNLESS OTHERWISE SPECIFIED, ALL DIMENSIONS ARE IN MILLIMETERS (INCHES).
4. MOUNTING BUTTON IS AN ALTERNATIVE MOUNTING METHOD TO THE TOOLLESS MOUNT FOR 3RD PARTY ENCLOSURE. BUTTON IS PROVIDED WITH THE UNIT. DETAILED INSTALLATION INSTRUCTIONS CAN BE FOUND IN THE PROVIDED MANUAL.
5. BRACKET KITS TO MOUNT TO SPECIFIC 3RD PARTY ENCLOSURES ARE AVAILABLE AS OPTIONS.
6. LENGTH OF THE CORD IS 3000MM +/- 70MM
7. DIMENSION TOLERANCE: LENGTH +/- 3MM, WIDTH +/- 1MM, DEPTH +/- 0.5MM
8. REFER TO THE TABLE FOR DETAIL CORD LENGTH DEFINITION

Raritan
A brand of **legrand**



THIS DRAWING AND SPECIFICATIONS HEREIN ARE THE PROPERTY OF RARITAN, Inc. AND SHALL NOT BE COPIED, REPRODUCED OR USED, IN WHOLE OR IN PART, AS THE BASIS FOR THE MANUFACTURE OR SALE OF ITEMS WITHOUT WRITTEN PERMISSION FROM RARITAN, Inc. THIS DRAWING IS BASED UPON LATEST AVAILABLE INFORMATION AND IS SUBJECT TO CHANGE WITHOUT NOTICE.

DO NOT SCALE DRAWING
SHEET 1 OF 1

TITLE: iPDU Two U
Three Phase, 48A/208-240V
Plug Type: IEC60309 60A 3P
Outlet Type: C19 (12)

DWG NO: MPX3-5325R-V2 M5 & MPX3-4325R-V2 M5

MODEL NO: **PX3-5325R-V2 & PX3-4325R-V2**
PX3-5325R-V2M5 & PX3-4325R-V2M5

REV. **2A**

Drawing Maker:	Eva Lin	July 24 , 2017
Design Engineer:	Sam_L	July 24 , 2017
Approver:	Tom_H	July 24 , 2017