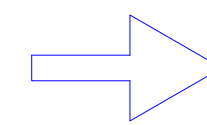
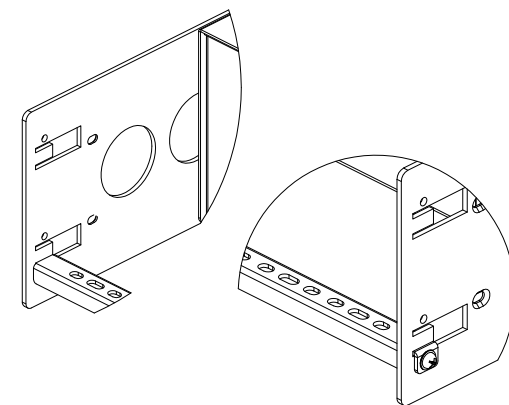
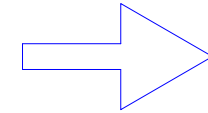
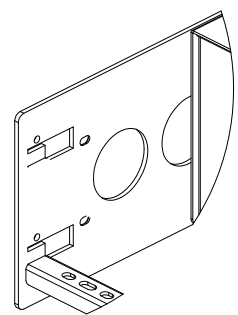
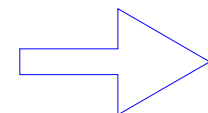
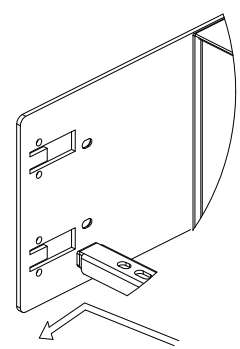
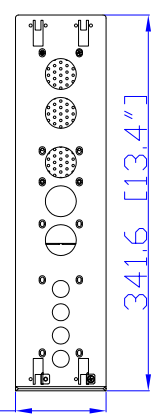


NEMA L6-30P

VIEW A




82.4 [3.2"]

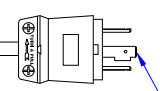


L Rack options

Rear

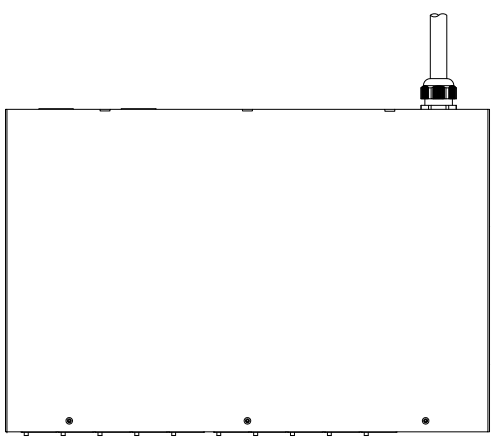


See VIEW B



See VIEW A

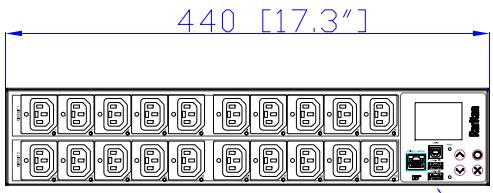
TOP



293 [11.5"]

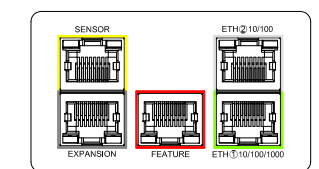
88 [3.5"]

Front

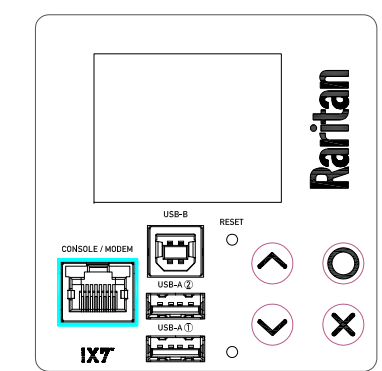


440 [17.3"]

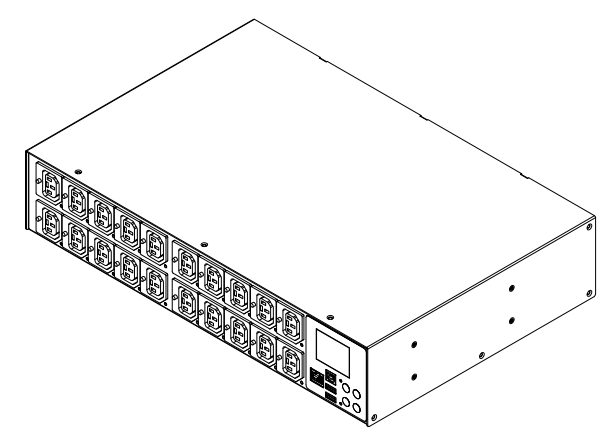
See VIEW C



VIEW B



VIEW C



- NOTES:
1. INSTALLATION SHALL COMPLY WITH ALL APPLICABLE NATIONAL, STATE AND LOCAL CODES.
  2. PLEASE REFER TO PRODUCT DOCUMENTATION FOR FURTHER INFORMATION.
  3. UNLESS OTHERWISE SPECIFIED, ALL DIMENSIONS ARE IN MILLIMETERS (INCHES).
  4. MOUNTING BUTTON IS AN ALTERNATIVE MOUNTING METHOD TO THE TOOLLESS MOUNT FOR 3RD PARTY ENCLOSURE. BUTTON IS PROVIDED WITH THE UNIT. DETAILED INSTALLATION INSTRUCTIONS CAN BE FOUND IN THE PROVIDED MANUAL.
  5. BRACKET KITS TO MOUNT TO SPECIFIC 3RD PARTY ENCLOSURES ARE AVAILABLE AS OPTIONS.
  6. LENGTH OF THE CORD IS 3000MM +/- 70MM
  7. DIMENSION TOLERANCE: LENGTH +/- 3MM, WIDTH +/- 1MM, DEPTH +/- 0.5MM
  8. REFER TO THE TABLE FOR DETAIL CORD LENGTH DEFINITION



PROJECTION  
THIRD ANGLE

DO NOT SCALE DRAWING  
SHEET 1 OF 1

THIS DRAWING AND SPECIFICATIONS HEREIN ARE THE PROPERTY OF RARITAN, Inc. AND SHALL NOT BE COPIED, REPRODUCED OR USED, IN WHOLE OR IN PART, AS THE BASIS FOR THE MANUFACTURE OR SALE OF ITEMS WITHOUT WRITTEN PERMISSION FROM RARITAN, Inc. THIS DRAWING IS BASED UPON LATEST AVAILABLE INFORMATION AND IS SUBJECT TO CHANGE WITHOUT NOTICE.

Drawing Maker:	Eva Lin	Jul. 10, 2017
Design Engineer:	Sam_L	Jul. 10, 2017
Approver:	Tom_H	Jul. 10, 2017

TITLE: iPDU Two U  
Single phase, 24A/200-240V  
Plug Type: NEMA L6-30P  
Outlet Type: Locking C13 (20)

DWG NO. MPX3-5460R-E2 M5 & MPX3-4460R-E2 M5

MODEL NO. PX3-5460R-E2 & PX3-4460R-E2  
PX3-5460R-E2M5 & MPX3-4460R-E2M5

REV. 2A