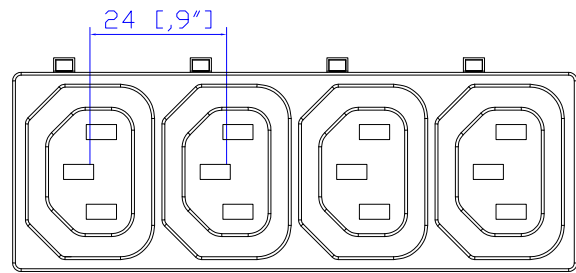
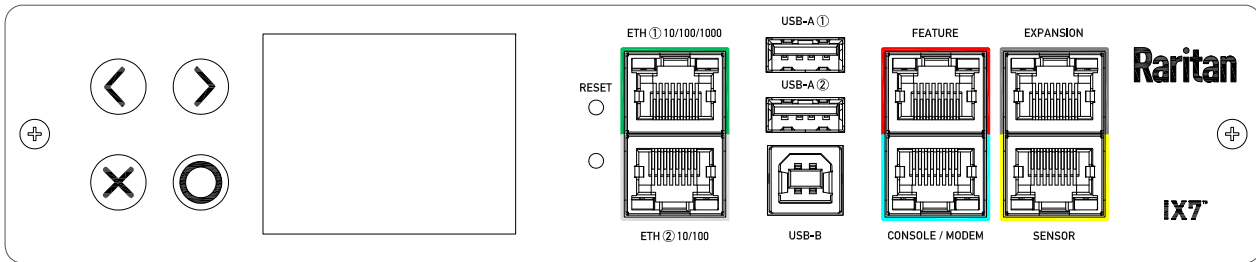


NEMA L22-30P

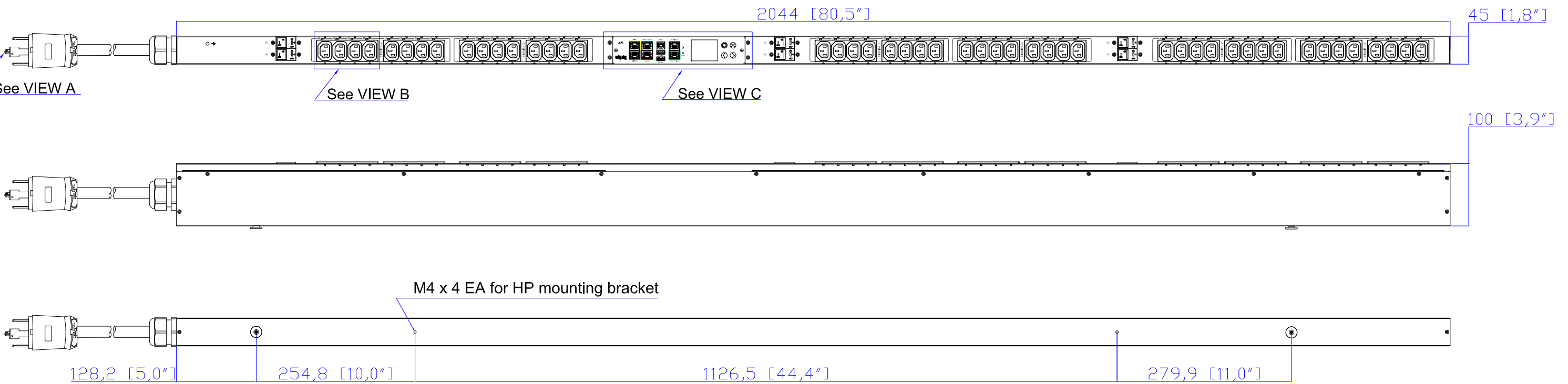
VIEW A



VIEW B

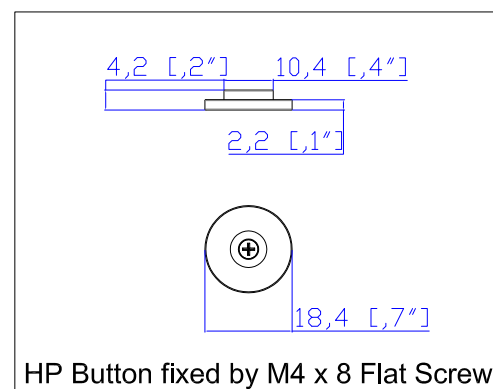


VIEW C



NOTES:

1. INSTALLATION SHALL COMPLY WITH ALL APPLICABLE NATIONAL, STATE AND LOCAL CODES.
2. PLEASE REFER TO PRODUCT DOCUMENTATION FOR FURTHER INFORMATION.
3. UNLESS OTHERWISE SPECIFIED, ALL DIMENSIONS ARE IN MILLIMETERS (INCHES).
4. MOUNTING BUTTON IS AN ALTERNATIVE MOUNTING METHOD TO THE TOOLLESS MOUNT FOR 3RD PARTY ENCLOSURE. BUTTON IS PROVIDED WITH THE UNIT. DETAILED INSTALLATION INSTRUCTIONS CAN BE FOUND IN THE PROVIDED MANUAL.
5. BRACKET KITS TO MOUNT TO SPECIFIC 3RD PARTY ENCLOSURES ARE AVAILABLE AS OPTIONS.
6. STANDARD LENGTH OF THE CORD IS 3000MM +/- 70MM
7. DIMENSION TOLERANCE: LENGTH +/- 3MM, WIDTH +/- 1MM, DEPTH +/- 0.5MM



 A brand of		PROJECTION THIRD ANGLE	DO NOT SCALE DRAWING SHEET 1 OF 1	TITLE: iPDU Zero U Three Phase, 24A/360-415V Plug Type: NEMA L22-30P Outlet Type: C13 (48)	
		THIS DRAWING AND SPECIFICATIONS HEREIN ARE THE PROPERTY OF RARITAN, Inc. AND SHALL NOT BE COPIED, REPRODUCED OR USED, IN WHOLE OR IN PART, AS THE BASIS FOR THE MANUFACTURE OR SALE OF ITEMS WITHOUT WRITTEN PERMISSION FROM RARITAN, Inc. THIS DRAWING IS BASED UPON LATEST AVAILABLE INFORMATION AND IS SUBJECT TO CHANGE WITHOUT NOTICE.	DWG NO. MPX3-5918U-N3V2 & MPX3-4918U-N3V2	MODEL NO. PX3-5918U-N3V2 & PX3-4918U-N3V2	REV. 2B
Drawing Maker: Tom Hsueh	Nov. 11. 2018	Design Engineer: Tom Hsueh	Nov. 11. 2018	Approver: Tom Hsueh	Nov. 11. 2018