
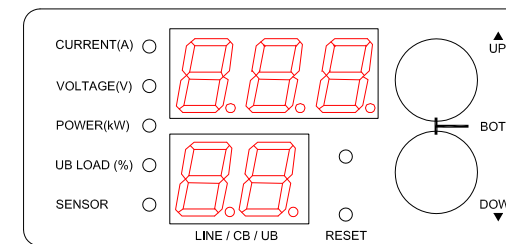


NEMA L6-30P

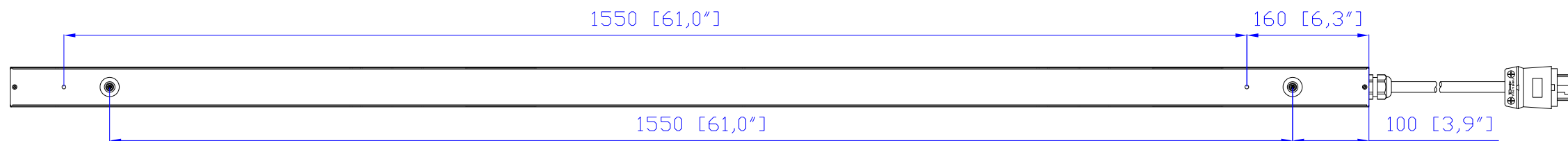
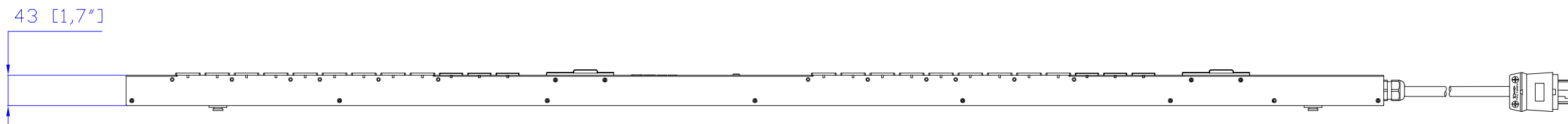
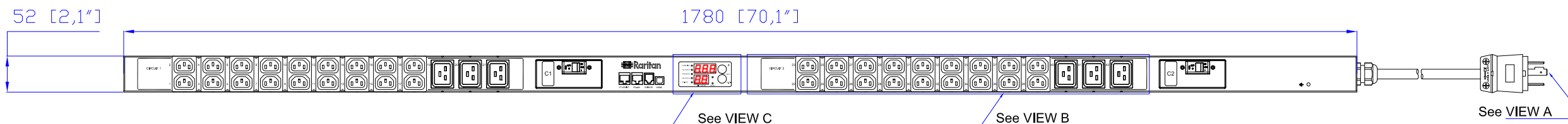
VIEW A



VIEW B



VIEW C



NOTES:

1.ALL DIMENSIONS ARE MILLIMETERS[INCHES].



Drawing Maker:	EVA_Lin	Aug. 14,2015
Design Engineer:	Sam_L	Aug. 14,2015
Approver:	Tom_H	Aug. 14,2015



DO NOT SCALE DRAWING  
**SHEET 1 OF 1**  
 THIS DRAWING AND SPECIFICATIONS HEREIN ARE THE PROPERTY OF RARITAN, Inc. AND SHALL NOT BE COPIED, REPRODUCED OR USED, IN WHOLE OR IN PART, AS THE BASIS FOR THE MANUFACTURE OR SALE OF ITEMS WITHOUT WRITTEN PERMISSION FROM RARITAN, Inc. THIS DRAWING IS BASED UPON LATEST AVAILABLE INFORMATION AND IS SUBJECT TO CHANGE WITHOUT NOTICE.

TITLE:  
 iPDU Zero U  
 Single Phase, 24A/200V-240V  
 Plug Type:NEMA L6-30P  
 Outlet Type:(36) IEC320 C13,(6)IEC320 C19

DWG NO. **MPXE-1862V-N2** REV. **0A**