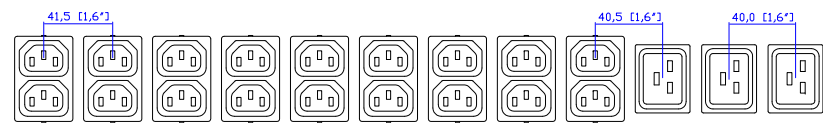
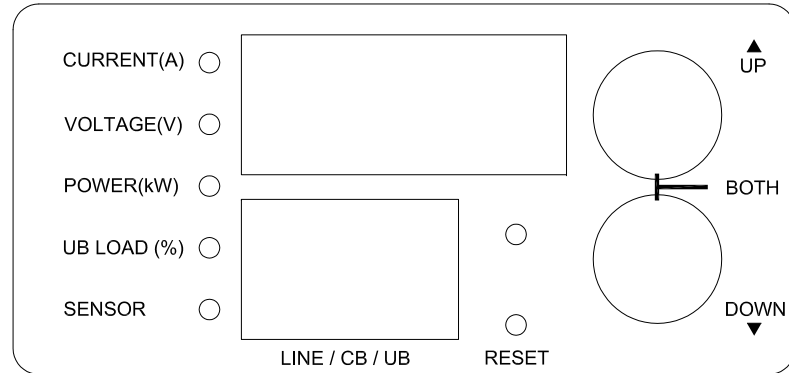


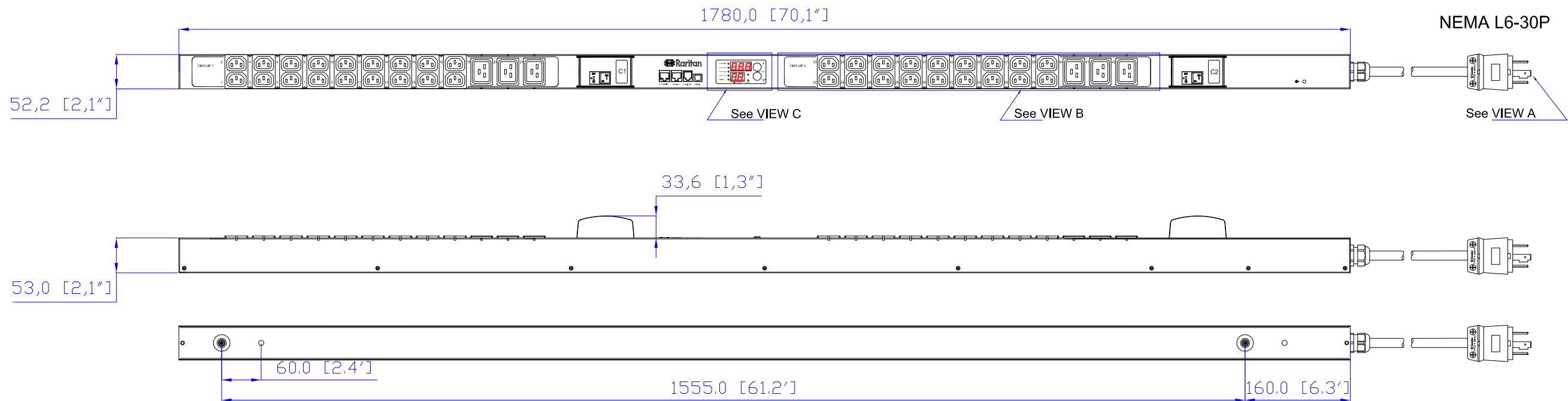
NEMA L6-30P  
VIEW A



VIEW B



VIEW C



NOTES:  
1.ALL DIMENSIONS ARE MILLIMETERS[INCHES].



DRAWN : EVA Lin Feb. 22,2013  
ENGINEER: Kenny\_C Feb. 22,2013  
APPROVED: Tom\_H Feb. 22,2013



DO NOT SCALE DRAWING

SHEET 1 OF 1

THIS DRAWING AND SPECIFICATIONS HEREIN ARE THE PROPERTY OF RARITAN, Inc. AND SHALL NOT BE COPIED, REPRODUCED OR USED, IN WHOLE OR IN PART, AS THE BASIS FOR THE MANUFACTURE OR SALE OF ITEMS WITHOUT WRITTEN PERMISSION FROM RARITAN, Inc. THIS DRAWING IS BASED UPON LATEST AVAILABLE INFORMATION AND IS SUBJECT TO CHANGE WITHOUT NOTICE.

TITLE:  
iPDU Zero U,  
Single Phase, 24 A/200V-240V,  
Plug Type:NEMA L6-30P ,  
Outlet Type:(36) IEC320 C13,(6)IEC320 C19

DWG NO. **MPXE-1862V** REV. **A**